

# Centrestitch

## Centreville Chapter, Quilters Unlimited

### President's Message

Wow! Isn't Spring great? The warmth of the sun, just makes you smile. And we have the pleasure of that splash of color sneaking up through the ground.. yellow, white, purple, pink. Makes you want to run out and buy some nice spring fabric in all the happy spring colors.

One of the nice things about having a weekend retreat business is all the quilters you meet and how they love to share information about quilts and quilting. One of the articles I was given was written by Ann Fahl ([www.annfahl.com](http://www.annfahl.com)) and was called "Folding Quilts on the Bias, Against the Grain." Her objective is to stamp out the center crease line in our folded quilts by only folding

quilts on the bias. Folding fibers on an angle causes less crimping than folding them back on themselves. This could preserve the integrity of both the batting fibers and the yarns in the fabric. This is a quilt-changing revelation ensuring that quilts packaged for gifts, toted to guild meetings, or stored in closets would enjoy a long life.

She asked the woman she learned it from where she had learned the simple, quilt-friendly technique. She replied that she had learned it from a friend, who had learned it from a friend, and so on. So now I'm passing it on to you with the hope that you will help stamp out the center crease. Let's save our quilts!

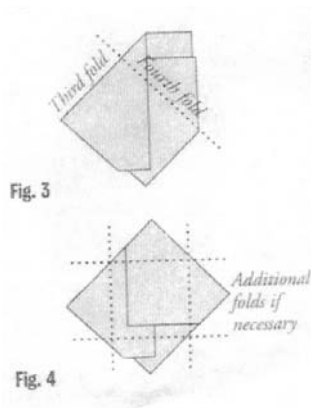
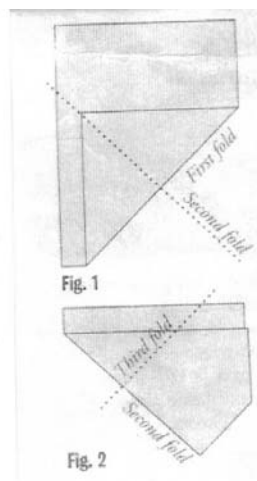
At first, this folding technique might seem awkward. Stick with it. Keep trying. Go to your quilt storage area and refold all the quilts you have—all you need is a flat surface for folding. Immediately you will feel how the bias folds are softer and more pliable than folds along the grain. **And now that you know this simple bias-folding technique, pass it on.** Tell your friends so they can tell their friends. Save the quilts of our generation for the next one. Help make all quilts crease-free.

Sew Long and Have Fun!

Jennifer Betar

#### BIAS FOLDING TECHNIQUE

1. Lay the quilt flat.
2. Fold corners one at a time into the center of the quilt (Figs 1-3)
3. Continue to fold in the corners until the quilt will fit into its shipping or storage container (Fig 4)



Volume 15, Number 8

April 2007

Betsie True Workshop and Lecture	2
QU Annual Meeting	2
Quilt Show News	3
CQU Slate	3
Retreat!	4
Quilt Collector Info	4
Got Neckties?	5
Mystery Quilt	6
BOM	8

#### President

Jennifer Betar  
[jbetar@verizon.net](mailto:jbetar@verizon.net)  
703-327-6265

#### Vice President

Jean Schachner  
[JeanSchachner@hotmail.com](mailto:JeanSchachner@hotmail.com)  
703-368-1368

#### Treasurer

Tammy Cross  
[tammy\\_cross@earthlink.net](mailto:tammy_cross@earthlink.net)  
703-266-4775

#### Secretary

Susan Boyle  
[susanboyle@lycos.com](mailto:susanboyle@lycos.com)  
703-675-9738

#### Nominating

Delia Cogar  
[cogard@verizon.net](mailto:cogard@verizon.net)  
703-200-0423

## Betsy True to visit CQU, May 10th for workshop and lecture

Betsy True will be our guest speaker at the CQU May 10th meeting. Preceding the lecture, there will be a 2 hour workshop held at the Centreville library from 1:00pm - 3:00pm.

The workshop will be the creation of a 4"x6" fabric postcard that can then be mailed through the USPS.

There is no fee to attend the workshop, but participants will be required to buy an \$8.00 pattern from Betsy, which includes a seahorse and a daisy design. You can check out Betsy's website at [www.betsytruedesigns.com](http://www.betsytruedesigns.com) to see samples of the postcards.

Please contact Jean Schachner to sign

up for this workshop and for a copy of the supply list.

*Jean Schachner*  
[jeanschachner@hotmail.com](mailto:jeanschachner@hotmail.com)

## Community Service

Community Service had a smaller collection in March. Nonetheless, needs are being met.

2 Recovery Bags w/pillow  
 10 baby hats  
 7 bears  
 4 Charity Quilts

1 SOME Utilitarian Quilt

Scrappy quilts using leftover triangles & squares make great charity quilts. Clear out smaller cuts of fabric from your stash and stitch them into a quilt for the needy. OUR Quilt Show is coming &

you'll want to purchase NEW fabric so make some room for it!

Barb Hoag

## QU Annual Meeting/Sally Schneider Lecture: May 3

Sally Schneider will be joining Quilters Unlimited for a three-day visit. Sally has been quilting since 1971, and has made several hundred quilts since then, mostly by machine, although she has two completely hand-made quilts to her credit.

A specialist in scrap quilts and built-in borders, she is the author of a total of eight books, four of which are still in print. Her scrap quilt books include *Scrap Frenzy* and *Triangle Tricks* ([www2.martingale-pub.com/](http://www2.martingale-pub.com/)). *Scrap Frenzy* contains thirteen patterns for quilts made from pieces that she cuts from fat quarters. Sally's other specialty is Built-In Borders; her new book on that subject is *Designing With Built-In Borders*. With this method, you can make complex pieced borders as blocks, rather than long strips that may or may not fit your quilt. Sally has  
*(continued on page 12)*  
 re-designed ten different borders that can be made using this block method.

Sally has been active in the quilt-making field as a teacher since 1980, as a quilt book editor from 1995-1998, and in 1999, she served as a selection panelist for the 20th Century's 100 Best American Quilts. She was recently nominated as one of the American Quilter's Society's All American Teachers. For more information on Sally Schneider and her quilts, books and patterns, please visit her web site: [www.sallyschneider.com](http://www.sallyschneider.com).

**Thursday, May 3, 2007**  
**"Confessions of a ScrapManiac"**  
**6:30pm Social**  
**7:00pm Lecture**  
**FROST MIDDLE SCHOOL**  
 4101 Pickett Road  
 Fairfax, VA  
 (behind Woodson HS on Rt. 236)

Sally Schneider will be featuring a slide lecture and trunk show on Confessions of a Scrap Maniac. 'We all have scrap bags, or boxes, or barrels full of bits

and pieces. But what are we doing with these fabrics? You'll see how I purchase fabrics, prepare my scraps so they are ready to use when I want to make a scrap quilt, and choose good designs. We'll also explore the elements of a good scrap quilt and some of the things to avoid.'

**Friday, May 4, 2007, 10:30—5:00**  
**Workshop: Christmas Crackers border quilt**  
**G Street Fabrics, Seven Corners Center,**  
 6259 Seven Corners Center, Falls Church, VA.

Use your luscious floral fabrics for the Laurel Wreath blocks in the center of this quilt, then add the oh-so-simple Christmas Crackers border for a fabulous finish. You'll love the simple-to-construct, never-fails-to-fit, Built-In Border methods that Sally will show you. You are more than welcome to use any type of "theme fabric" for the workshop.  
20 students max.  
*(Continued on Page 7)*

## Quilt Show News

Quilt show plans are coming along well, and the Dulles Expo Center will soon be full of beautiful quilts. I was surprised to realise that Hampton only hung 220 quilts for judging. QU, of course, doesn't judge quilts because we prefer to encourage each other rather than compete, but we will be hanging about 540 quilts this year. Lots to look at and admire, June 1st - 3rd.

Our quilt show needs a minimum of 120 volunteers every day, from setup to takedown, to be functional. Please, if you haven't already signed up, please call Leslie Jo Waters at 703 591-5117 or email her at [watershj@verizon.net](mailto:watershj@verizon.net) to reserve your time to help. The show committee is requesting a longer time commitment this year, but you can break that into multiple sessions, and they are offering a show admission of only \$5 for all three days as a thank you for your

time. Quilters' children and their friends (not husbands, although husbands willing to help are incredibly wonderful!) between the ages of 18 and 28 can be paid for their time on setup and takedown, Wednesday evening, Thursday all day, and Sunday evening. There is an additional \$25 bonus for any quilter's child who shows up for both setup and takedown. Also call Leslie Jo if you have children interested. Our show cannot be put on without your help.

The classes this year have perhaps our best lineup yet of nationally and internationally known teachers. Kimberly Einmo has designed a traditional style quilt for "400 years of Virginia" just for our show, which will be featured in the mystery quilt class. This international quilter will also be offering two other classes; check the brochure at <http://www.quiltersunlimited.org/docs/2007ShowClasses.pdf>.

George Siciliano creates luminous, amazingly twisted patterns with traditional log cabin blocks, made with the skinniest strips of fabric I've ever seen in quilts. Susan Cleveland and Augusta Cole are back; we already know how much fun they are. Nancy Johnson-Srebro's techniques make challenging piecing easy and fun. Diane Kirkhart, an amazingly skilled, fast applique specialist will be passing on her best secrets. Our own Patty Kerns and Patti Prevalet will be back for another fun purse class, one you will enjoy making over and over again. Classes on thread, embroidery, machine quilting, and copyright are well worth your time.

If you haven't arranged for vacation time from work to take full advantage of all the days of our show, now is the time!  
*Bonnie Wilbur*

## CQU Nominating Committee

It isn't too late to volunteer for a CQU committee chair! We already have 19 positions filled by wonderful volunteers! The positions are in bold below that are available for anyone who would like to participate. Please review the list, and if there is a position you are considering, please talk to the current chair to find out what the positions entails...it maybe easier than you think. Then let me know if I can add your name to the list! We would love to have you and your ideas and grateful also to all our past volunteers!

Delia Cogar

President	Jean Schachner
Vice President/	Susan Haftel
Programs	
Treasurer	Iris Salcewicz
Secretary	Susan Boyle
Nominating	Delia Cogar
Auction	Karen Hoss
Bee Keeper	Polly Monica
Block of the Month	Carrie Davis/Elaine Rilko (co-chairs)
Community Service	Scrappy Sew 'n Sews Bee (Barb Hoge)
Fund Raising	Iris Salcewicz
Historian	Jean Klimek
Librarian	Chris White

Library Display	Centrepiecers Bee (Deb Dratch)
<b>Membership</b>	<b>Vacant</b>
<b>Mystery Quilt</b>	<b>Vacant</b>
<b>Newsletter</b>	<b>Vacant</b>
QU Activity (Sully)	Bonnie Wilbur
Quilt Collector	Brenda DeJarnette
<b>Quilt Show Rep</b>	<b>Vacant</b>
Retreat	Cotton Picker Bee (Mary Jane Meehan)
School Issues	Marianne Stana
Social	Jill Clauss
<b>Summer Challenge</b>	<b>Vacant</b>
Workshops	Jeanne Coglianese

## News from the CQU Library

We have so many good books in our library, but I can't bring all of them each month. Go to our website and check the listing:

[quiltersunlimited.org/docs/cvillelibrary.pdf](http://quiltersunlimited.org/docs/cvillelibrary.pdf).

If there's a specific book you'd like to borrow, email me at [cwhite743@aol.com](mailto:cwhite743@aol.com) and I'll bring it to our next meeting.

Chris White



## CQU Spring Retreat! May 18, 19, 20

Guess What!! There are several open slots for the May 2007 Retreat to Hunting Ridge. The cost has been reduced by \$10.00 - so the total cost is \$105.00.

The dates of the retreat are - May 18, 19 and 20 at Hunting Ridge Lodge, near Winchester, Virginia. We are provided with two nights accommodations - cabins that sleep up to 5 people and 6

meals, a large meeting room and lots of camaraderie. Payment needs to be made, in full, at the April 12 CQU meeting. Directions and pertinent information will be given out at this meeting. (or mailed to you if you won't be in attendance)

Please contact: Mary Jane Meehan  
703.359.4399 mjmeehan1016@aol.com  
if you have any questions or need to sign

up!!

For those on the current list, if you haven't paid your balance, it is due on April 12. Since we reduced the cost of the trip for those of you who paid the \$50.00, you currently owe \$55.00. Please pay the balance before or at the April 12th meeting.

## Reminders from your Quilt Collector

- Pick up date and time: May 10, 6:30 - 7:30 pm at Colin Powell Elem. School parking lot (look for large white Toyota Tundra pickup truck).**
- Hanging sleeve must be sewn on top of the back side of quilt.**
- Label (with entrant's name & phone number, chapter, and quilt's name) sewn on the bottom right corner of back of the quilt.**
- EACH quilt must be in a (Q.U. says with secured closure) carrying sack, such as a pillow case. As long as the quilt will fit totally inside the pillow case, etc., this quilt collector is not requiring a closure. A zippered pillow cover would be great. Your name and chapter name must be clearly marked on**

the sack/case/cover.

**If there are any questions, please call. Brenda DeJarnette 703-830-3443**

## Workshops

Sadly, our workshop year has come to a close. The library community rooms have been promised to tax preparation assistance folks during April, and May promises to be just as busy with a professional workshop organized by Jean Schachner and the CQU retreat. Memorial Day weekend and, I hope, some nice weekend days when Jean and I will want to "zoom around on our motorcycles" (Jean's words) will take up the rest of the weekend days.

I want to thank all of you who have attended the Beez workshops since last

August: there have been a record eight non-professional workshops led by Jean, her daughter Amanda, and me; and there will have been, by the close of the CQU year, three others organized by Jean as program chair and led by quilting professionals. We enjoyed choosing a variety of projects, most of which many of you finished and brought proudly to show and tell. Sometimes there were special "tips and techniques" presented: easy mitered corners, quick bias tape, using fancy knitting yarn for binding, using the Lazy Girl flying geese ruler, paper piecing tips, us-

ing iron-on interfacing for quick water-color quilts, and whatever else we could show that would provide support and assistance. There were even door prizes!

I hope you will use some of our "quick and dirty" strategies to produce many fine quilts for yourselves, your loved ones, your community, and the CQU auction next November. Again, thank you for your support. It has been a wonderful year and, truly, the pleasure was ours in developing the lessons and presenting the material (so to speak). Susan Haftel and the Beez Bee

## Minutes of CQU Meeting, March 8, 2007

The following committee chairpersons reported to the members.

**QU QUILT SHOW in June** – The class schedule, list of instructors and pictures of samples to be made in the classes were presented. 74 vendors, including new vendors, will be at the show. A volunteer sign-up sheet was available during this meeting and will also be available during April's meeting. CQU has provided 73 of the 559 items to be displayed at the show.

**QUILT SHOW - Donation** – Mary Jane Meehan – is collecting fat quarters for the CQU donation to the Quilt Show auction. All fat quarters will be arranged in a project cart donated by Mary Jane. Money donations are being collected for a gift certificate to a local quilt shop. Please give your fat quarters and/or money to Mary Jane as soon as possible.

**QUILT SHOW - Quilt Collector:** Brenda DeJarnette – reminded all quilts that entries need to have a sleeve sewn into the quilt so it can be hung. She will be collecting the quilts during the May meeting.

**Girl Scout Quilt Project:** Sue Till and Arielle – The sewing project has been a

great success. There are only 3 kits left to make. Please bring in finished quilts as soon as possible.

**April Quilt-In:** Jill Clauss is happy that enough volunteers have signed up to help. She needs 2 energetic announcers for the games portion of the activity and would appreciate any recommendations. Please contact Jill Clauss or Deb Cobb to help.

**Fat Quarter Drawing:** Jacqueline Lehman and Nancy Agostini won. April lotto is Landscapes/Architecture.

**Bus Trip to Lancaster Show:** Delia Cogar - has done research for a bus. She needs 30 people to pay \$40 each for the trip. The plans include meeting on April 14 at 6:00 a.m. at the Artful Quilter and returning late that same day. If she does not get enough people, she'll see about joining with another QU for the trip.

**Membership:** Suzanne Auble - Sarah Griffin won the nametag drawing. Suzanne has made new name tag fabric kits and is assembling folders for new members.

**Community Service:** Linda Whaley reported that 39 kits have been issued to

members and requested that the finished quilts be returned as soon as possible. S.O.M.E. is requesting quilts as a house warming gift for families being reestablished in a home.

**Block of the Month:** Kathy Nagle – 17 blocks were won by Shirley Cutright.

**Centreville Library Display:** Deb Dratch – The theme of the display for the Centreville Library will be snowmen and snowflakes. Display items will be collected at the November meeting.

**Show and Tell:** Finished quilts were displayed.

**Program Speaker:** Rita Fishal presented "Tool Times." Workshop on Saturday is "Strips and Curves."

Submitted by: Susan Boyle

## Neckties for My Sister

My sister recently lost her husband to pancreatic cancer. She not only faces the loss of her loved one but also the debt of hospital bills not covered by insurance. Since she lives in an economically depressed area, she is working hard to bring in some money to help her out financially. She weaves the seats of chairs with men's neckties. Instead of caning a chair, she uses colorful ties to make a sturdy seat for the chairs. It takes about 20 ties to complete one chair. Goodwill has helped her

with a supply of ties but she has exhausted that resource.

Would you be willing to help her by donating your husband's old, dated neckties?

My husband and I recently went through his "collection" and started laughing at the winners he has kept. We sent enough neckties for one chair to my sister, Eileen!

If you can help us out, would you bring any neckties you're willing to part

with, to our next CQU meetings in April, May or June. I'll be wearing a necktie to the meetings so you'll be able to find me. My sister and I would be very grateful for your help. Thank you.  
Susan K. Boyle

**CQU Committees  
Auction**

*Karen Hoss*  
klhsprnut@aol.com  
703-203-4030

**Bee Keeper  
Polly Monica**

pollyporch@aol.com  
703-449-0086

**Block of the Month  
Kathy Nagle**

kenagle@comcast.net  
540-785-9904

**Community Service  
Scrappy Sew 'n Sews**

*Bee*  
*Barb Hoge*  
barbhoge@verizon.net  
703-378-7153

**Fund Raising  
Tammy Cross**

tammy\_cross@earthlink.net  
703-266-4775

**Historian  
Jean Klimek**

tklimek1@cox.net  
703-435-6722

**Librarian  
Chris White**

cwhite743@aol.com  
703-327-1144

**Library Display  
Centrepiecers Bee**

*Deb Dratch*  
farmgirl1@cox.net  
703-322-8748

**Membership  
Suzanne Auble**  
quiltrforest@aol.com  
703-266-4775

**Mystery Quilt  
Susan Catlett**



catlett1s@cox.net  
703-759-6932

## Mystery Quilt: Month 8

**This is a copyrighted pattern . It is for Centreville Chapter use only. Credit will be given to the author in May. Directions may not be published or distributed other than for the use of the Centreville Chapter of Quilter's Unlimited.**

Cut 6 strips of Fabric B 3-3/8" wide. Cut into 68, 3-3/8" squares. Then cut the squares in half diagonally once to yield 136 half-square triangles. Set 8 triangles aside for later.

Sew the remaining 128 triangles onto the Fabric C/D triangle units from Month 7 along the long side. You will end up with 64 each of the following two squares that measure 3".

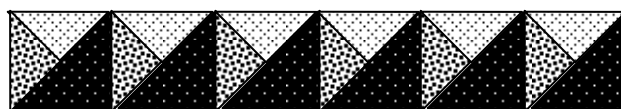


Sew the above pieced squares into two rows of 14 squares per row and two rows of 18 squares per row. These rows will use pieced squares that are all alike. Repeat for the pieced squares going in the opposite direction.

2 rows of 14 & 2 rows of 18



2 rows of 14 & 2 rows of 18



### **INNER BORDER:**

Measure the center part of your quilt. It should measure 70-1/2" x 90-1/2" including seam allowances. If it does not, adjust the width of the inner border. You want the quilt to measure 73" x 93" including seam allowances after the inner border is added. For example, if your quilt measures 71" x 91", you will adjust the width of the inner border and cut it 1-1/4" wide. If your quilt measures 70" x 90", you will adjust the width of the inner border and cut it 2"

To make the inner border, cut 9 strips of Fabric E 1-3/4" wide x width of fabric. Sew 5 strips together with a 45-degree seam.

Measure quilt top to bottom and cut 2 strips this length from the long strip of Fabric E. Sew these to the sides of the quilt, and press toward Fabric E.

Sew the remaining 4 Fabric E strips into 2 pair. Measure quilt side to side, and cut the strips to this length. Sew to top and bottom of quilt, and press toward Fabric E. Your quilt should now measure 73" x 93".

**Newsletter**

*Deb Cobb*  
deb@cobbsoft.com  
703-437-2025

**Programs**

*Jean Schachner*  
jeanSchachner@hotmail.com  
703-368-1368

**QU Activity**

*Jill Clauss*  
jclauss@alum.rpi.edu  
703-590-9536

**Quilt Collector**

*Brenda DeJarnette*  
bpd45@aol.com  
703-830-3443

**Quilt Show Rep**

*Bonnie Wilbur*  
bonnie\_wilbur@cox.net  
703-378-5802

**Retreat**

*Cotton Pickers Bee*  
*Mary Jane Meehan*  
mjmeehan1016@aol.com  
703-359-4399

*Marianne Stana*

mhstana@cox.net  
703-620-2290

**School Issues**

*Marianne Stana*  
mhstana@cox.net  
703-620-2290

**Social**

*Loose Threads Bee*  
*Elsie Dietz*

delme@cox.net  
703-818-1261

**Summer Challenge**

*Barbara Powers*  
barbpowers77@msn.com  
703-830-9251

**Workshops**

*The Beez Bee*  
*Susan Haftel*  
shaftel@cox.net  
703-830-9649

**CENTREVILLE QUILTERS UNLIMITED  
TREASURER'S REPORT**

for the period of  
February 8, 2007 - March 7, 2007

	<u>Debits</u>	<u>Credits</u>	<u>Balance</u>
<b>Opening Balance (February 8, 2007):</b>			<b>\$16,483.40</b>
<b>Credits:</b>			
Membership Dues 2006-2007		\$45.00	
Membership Pins		\$9.00	
Magazine Subscriptions		\$20.00	
<b>Debits:</b>			
Membership	\$20.00		
Historian	\$18.88		
Library	\$52.52		
Magazine Subscriptions	\$15.00		
Programs	\$250.00		
<b>TOTALS:</b>	<b>\$356.40</b>	<b>\$74.00</b>	
<b>Balance as of March 7, 2007:</b>			<b>\$16,201.00</b>
Submitted by:			

Tammy Cross	3/7/2007
Treasurer, Centreville QU	Date

**More Quilt Show News**

The quilt show will be upon us in a month! After all the months of preparation, the last period of time seems to fly by. Be sure to put a label on your quilt with your name, chapter, and quilt name, and put it in a zippered pillowcase with your name, chapter, address and phone number written on it. Bring it to the May meeting to turn in to Brenda DeJarnette.

If you haven't volunteered to help at the quilt show yet, please call Leslie Jo Waters (703 591-5117) or email her ([watershj@verizon.net](mailto:watershj@verizon.net)) and do so. This year the committee is offering a \$5 admission in exchange for 4 hours work. If you can't devote that much time, but are still willing to help, Leslie will cheerfully accept fewer hours. You won't get the volunteer admission, but you will get the satisfaction of having helped to put on this excellent show, which can't happen without several hundred of us volunteers.

If you haven't checked out the list of classes, time is getting short to do so. Check on the web (<http://www.quiltersunlimited.org/docs/2007ShowClasses.pdf>), in case the class you want is sold out or cancelled.

*(Continued on Page 9)*

**Sally Schneider (Continued)**

**May 5, 2007, 10:30 – 5:00**

**Workshop: Pieced Corners Quilt  
G Street Fabrics, Seven Corners Center**

6259 Seven Corners Center, Falls Church, VA.

Based on the Skyrocket quilt in *Scrap Frenzy* (page 73), in this class, we explore what can happen if you take a traditional block and turn it on point, then add triangles to each side to square it up again. By piecing those triangles, you can get some amazing effects. The class sample is 9 blocks with fun and easy border, but I'll show you in class how you can make it more contemporary by adding different backgrounds. 20 students max.

G-Street has graciously allowed us classroom space at their 7 Corners store.

You're more than welcome to bring a sack lunch to eat in class for lunch. Please bring the basic supplies for class. We will also need students to bring irons to share during class. More class information, class examples, and current supply lists can be found on Sally's web site: [www.sallyschneider.com/classes.htm](http://www.sallyschneider.com/classes.htm). Any updated supply lists will be emailed upon registration.

Registration start date is April 1, 2007. Make checks payable to Quilter's Unlimited and mail registration and checks to Lisa Langlais, 6936 Conservation Drive,

Springfield, VA 22153. If you have questions, please email: [APQSQuilter@aol.com](mailto:APQSQuilter@aol.com).

Cancellation Policy: No refunds after April 20, 2007, unless a substitute for the opening is secured by the registrant or from the workshop wait list if one exists. The workshops will be opened to non-QU-members two weeks prior to the date of the workshops (April 20, 2007), only if members have not filled all spaces. The fee for non-members will be the \$40.00 workshop fee plus a \$20.00 non-member fee. Class confirmation and supply list(s) will be emailed.



## April Block of the Month: Kisses for Spring

### USE 30'S FABRICS

Fabric A – Dark 30's

Fabric B – Cream

Fabric C – Medium 30's

Fabric D – Second Medium 30's

### Cut:

Fabric A – one 4 1/2" square

Eight 2 1/2" squares

Fabric B – four 4 1/2" squares

Fabric C – one 5" x 10" rectangle

Fabric D - one 5" x 10" rectangle

Layer C 5" x 10" rectangle with D 5" x 10" rectangle right sides together.

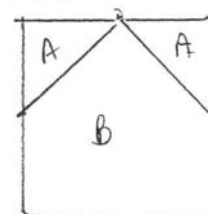
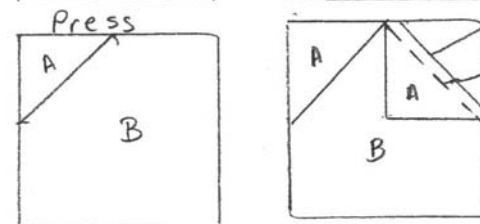
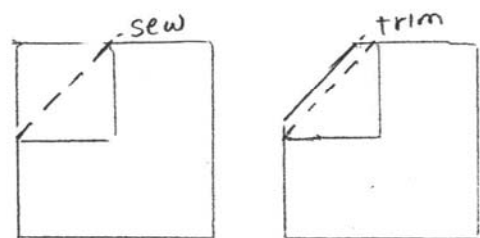
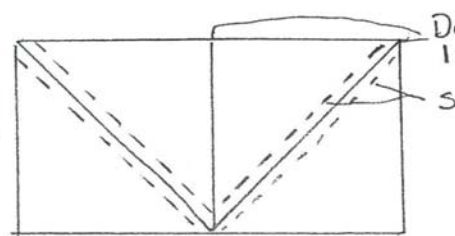
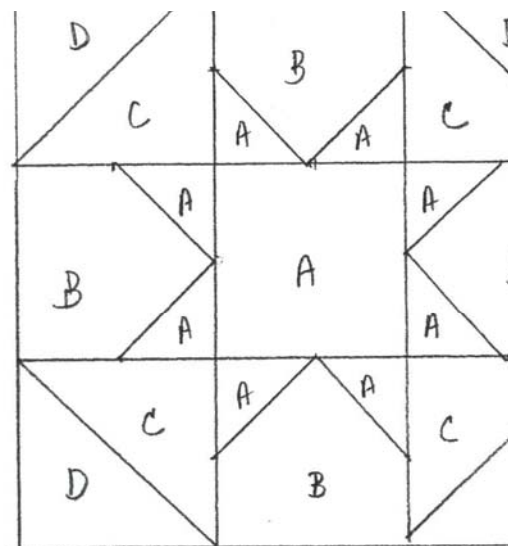
Draw a line at 5". Draw diagonal lines according to diagram. Sew 1/4" each side of drawn line. Cut apart on drawn lines. Press, trim to 4 1/2" half square triangle squares.

To make "house" blocks, using magic corner method place one 2 1/2" square on one corner of 4 1/2" B square. Sew on diagonal. Trim excess. Press to 2 1/2" triangle. Repeat with adjacent corner. Repeat 3 times more.

Lay out like a 9 Patch making point of "house" blocks point into center and C & D are in proper positions in block.

This should make a 12 1/2" unfinished block.

Any questions call or e-mail Kathy Nagle at  
540-785-9904  
kenagle@comcast.net



## Calendar of Events

April						
S	M	T	W	T	F	S
1	2	3	4	5	6	7
8	9	10	11	12	13	14
15	16	17	18	19	20	21
22	23	24	25	26	27	28
29	30					

May						
S	M	T	W	T	F	S
		1	2	3	4	5
6	7	8	9	10	11	12
13	14	15	16	17	18	19
20	21	22	23	24	25	26
27	28	29	30	31		

June						
S	M	T	W	T	F	S
					1	2
3	4	5	6	7	8	9
10	11	12	13	14	15	16
17	18	19	20	21	22	23
24	25	26	27	28	29	30

### 2007 FAT QUARTER LOTTO SCHEDULE

**April: Landscapes/  
Architectures**

- May: Flowers/Earth
- June: White Elephant
- September: Novelties
- October: Asian
- November: Civil War Reproduction
- December: Christmas/Gold

- April ■
- **4/12 CQU Chapter Meeting. 7:30PM Colin Powell Elementary School.** Judi Gunter, "What Judges See."
  - **4/14 CQU Bus Trip, 6am—4pm, The Quilters' Heritage Celebration at Lancaster, Pennsylvania, cost: \$40, contact Delia Cogar with questions, cogard@comcast.net.**
  - **4/19 CQU Redwork Bee, 7pm Colin Powell Elementary School.** This is an open Bee, which means you can bring Redwork—or any other kind of work with you
  - **4/22 CQU/Big QU Winter Quilt In, 1-5p Robinson HS. CQU Chapter hosting, "The Stitches that Bind"**
- May ■
- **5/3 Big QU Annual Meeting,** Sally Schneider, "Confessions of a ScrapManiac"
  - **5/4 –5/5 Big QU Workshops:** Sally Schneider, "Christmas Crackers Border Quilt" and "Pieced Corners Quilt"
  - **5/10 CQU Workshop,** Besty True, 1-3pm, "Postcards."
  - **5/10 CQU Chapter Meeting. 7:30PM Colin Powell Elementary School.** Betsy True, "Quilting Adventure."
  - **5/17 CQU Redwork Bee, 7pm Colin Powell Elementary School.** This is an open Bee, which means you can bring Redwork—or any other kind of work with you
  - **5/8-20 CQU Retreat,** contact Mary Jane Meehan about availability 703.359.4399
  - **5/31 Big QU: Begin of QU Quilt Show Classes**
- June ■
- **6/1-3 Big QU: 34th Annual Quilt Show**
  - **6/13 CQU Chapter Meeting. 7:30PM Colin Powell Elementary School. This represents a change in day from Thursday to Wednesday because of a school Conflict.**

Need to add an event to the Calendar? Contact Deb Cobb. deb@cobbsoft.com

### More Quilt Show News (Continued)

There were a few classes where our lack of quilt entry fees or shopping profits prevented the committee from pricing the classes quite as low as professional shows, and the enrollment wasn't sufficient to bring in enough revenue to afford to pay the teachers. There are also a couple of classes completely filled and only taking waiting list names.

Be sure to check the show program for coupons at some of the vendors' booths. Also, the sponsors page has been posted on the QU website (<http://www.quiltersunlimited.org/showadverts2007.htm>). Thanking those vendors for buying ads to support our program will let them know that we appreciate their support. This page will stay posted until next spring, and the resources listed should prove useful.

We will be hanging over 550 quilted items, garments and dolls. We have a full complement of vendors coming, including a couple dozen new booths. Sewing machine deals with the demo machines abound, and there will be all sorts of machines you can try out. Contact Connie Dobrenz (R) immediately if you have donations for the silent auction which you haven't turned in, and be sure to check out the great deals there during the show.

Friday's free demonstrations include batik stamping, redwork, punchneedle, marbling fabric, and quilting tools. Saturday demos include antique Japanese fabrics, curved rulers, quilt embellishments, binding techniques, Robbing Peter to Pay Paul, and shortcut piecing techniques. Sunday's demos include a pieced Dresden Plate, ARDCO templates, making and embellishing quilted postcards, and mini bargello techniques with leftover scraps.



**A big thanks to  
Jill Clauss  
and her volunteers  
for organizing an  
enjoyable Quilt-In  
on April 22.**

