



Centrestitch

Quilters Unlimited of Northern Virginia

President's Letter

Well it looks like we did it again! Another successful auction thanks to Karen Hoss and everyone who pitched in and gave their time and energy to make this event happen. Thanks to all who attended and brought guests. We had a great group of people in attendance and there were plenty of laughs had by all. We made approximately \$6,300 and couldn't have done it without the dedication of our members and the smooth-talking finesse of our auctioneer, Scott Dratch. I am always awed by the countless hours spent behind the scenes by people who have busy lives and families to tend to. Thank You!

And now it's time to buckle down and finish

those last-minute Holiday gifts – stockings for grand-kids, table runners and place mats, maybe a long-awaited quilt for Dad. We want to make that special gift for our loved ones, a gift of ourselves that will last a lifetime. It's who we are and what makes us special. Our gifts not only warm the body but they're made to warm the heart. We look for that certain color, unique pattern, and touch of softness to become a gift like none other, made just for that person. Where else can you find such a gift? It's what makes me love this craft and why my list of projects never seems to shorten. Sometimes I even make myself a gift. Don't forget to make time for that spe-

cial pattern and colors that touch your heart. It's okay to stop and make that quilt that you've had your eye on for so long. Be sure to put yourself on that list, you deserve it!

Make sure you set aside the second Thursday of December, the 14th, to come and join us for our Holiday social. The first half of the alphabet, A thru L, will be responsible for food and we'll play some games and, as always, have some great door prizes. Be sure to bring all your Sew 'N Tell projects which are not only worthy of our praises but inspire us all to try new patterns and techniques. The best part about QU is the support we show for our new quilters and encouragement to try new

December and January Workshops Scheduled

Maybe it was the weather, but we had a very limited showing (current and past members of our bee, to be exact) for our November 12 workshop. Nevertheless, the four of us took ALL the

nicest fat quarters, worked intently on our Christmas projects, and chatted with a few CQU ladies who dropped by to collect their copy of the pattern. If you've cut your fabric and would still like to assemble

Starry Pines, bring your project to our December workshop on the 16th and we'll assist with pattern, instruction, and tips.

Our December workshop to be held at 10:00 on Saturday, December 16 at

Volume 15, Issue 4

December 2006

Inside this issue:

CQU Program Schedule	2
New Books in our Library	3
Community Service Update	3
Mystery Quilt	5
Event Calendar	6
Block of the Month	7
Bus Trip Survey Form	8

President

Jennifer Betar
jbetar@verizon.net
 703-327-6265

Vice President

Jean Schachner
JeanSchachner@hotmail.com
 703-368-1368

Treasurer

Tammy Cross
tammy_cross@earthlink.net 703-266-4775

Secretary

Susan Boyle
susanboyle@lycos.com
 703-675-9738

Nominating

Delia Cogar
dcogar@adelphia.com
 703-200-0423

Dec/Jan Workshops Scheduled (from page 1)

the Centreville Library will feature two last minute gifts. One is a lap quilt made of 6 ½" squares and one is a wall or table quilt featuring a Soduko puzzle. Please E-mail Susan Haftel at shaftel@cox.net for project info, including a diagram of each.

We have scheduled our January workshop for 10:00 on Saturday, January 20 at the Centreville Library. We will be working on a watercolor design in the shape of a heart for Valentine's Day. This could be made into a pillow with a flouncy ruffle, or it could serve as part of a table-scape under some romantic flowers,

candles, and CHOCOLATE! The fabric choice for this one is a bit tricky. You will need about a half yard EACH of a dense floral or large bouquets, of a smaller floral with space around the motifs, and of a solid or tone-on-tone to match the background of the spaced floral PLUS a yard of light-weight iron-on interfacing. You can use the gridded interfacing, but if you don't already have some, save some money and buy the plain stuff. I cheat (who'd have guessed?) and use a yard of floral border stripe with lots of space between the stripes. This is a very quick pro-

ject and you will be able to complete the top during the workshop (yeah, yeah, yeah. Where have we heard that one before?)

Please sign up with Susan Haftel either at our CQU meeting on December 14, or by E-mail (shaftel@cox.net) as soon as possible. You will receive yardage and cutting information by E-mail. Based on E-mail sign-ups, we have only one person on our list for December and may have to cancel that workshop.

Susan Haftel

2006-2007 CQU Program Schedule

December 14, 2006, Social, Quilto

January 11, 2007, Cyndi Souder,
"Fabric Acquisition 101."

February 8, 2007, Linda Pool,
"Miniature Quilts."

March 2007, Rita Fishal,

Workshop: March 8, 2007 "Strips and Curves"

Lecture: March 10, 2007 "Tool Times"

April 12, 2007, Judi Gunter, "What Judges See"

May 10, 2007, Betsy True,

Workshop: May 10, 2007 1:00pm –

3:00pm Postcards,

Lecture: May 10, 2007 "Quilting Adventure"

June 14, 2007, Social, Paula Golden, "Hawaiian Quilt"

Jean Schachner

President's Letter (from page 1)

things. We will draw the winner of the November Block of the Month as well as the December entries. And remember to bring your Christmas fat quarters for exchange. So it looks like there's lots to do and fun to be had so be sure to join us.

Sew long and have fun!

Jennifer Betar

New Books in Our Library

Clever Quarters, Too: More Quilts

From Fat Quarters by Susan Teegarden Dismore--

Stitch all-new scrappy quilts with this author's follow up to Clever Quarters! Fabric choices are made easy with fat quarters. 16 projects are included.

Clever Banners, Panels & Postcards

by Mary Mayn--Make whimsical gifts and decorative banners. The fun projects contain over 60 full-sized appliqué patterns plus a folk art alphabet to personalize your work.

Quilts Through the Seasons by Eleanor Burns--

Make a quilt for each month of the year. Twelve patterns in various skill levels are offered with detailed, illustrated directions. Some patterns are quick and easy while others are challenging. Directions for a variety of techniques are also included.

Egg Money Quilts by Eleanor Burns--his book contains thirteen traditional patterns that gained popularity in the 1930's. In addition, two sampler quilt layouts and yardage charts are provided for five patterns in various quilt sizes that can be made using 1930's reproduction prints.

Sew One and You're Done :Making a

Quilt From a Single Block by Evelyn Sloppy--With just a few fabrics and large pieces you can make a beautiful quilt in no time. Create 19 quilts ranging in size from 45" to 56" square.

You may add plain or pieced borders to enlarge any of the designs. Find tips for simple machine quilting, plus ideas for organizing charity-quilting groups.

Sensational Settings: Over 80 Ways to Arrange Your Quilt Blocks by Joan Hanson--Turn a stack of blocks into a lively quilt with this collection of fun,

easy ideas. Choose from over 80 inspiring settings, plus new information on designing quilts with computers. Find solutions to common dilemmas, from arranging different-sized blocks and working with odd numbers of blocks to planning diagonal settings.

24-Hour Quilts by Rita Weiss--

Create a gorgeous quilt in just a few short hours. Rita Weiss shares her quick quilting techniques for completing 20 beautifully detailed projects. Enhance your skills with each project.

Visit our website to view the complete listing of our books:

www.quiltersunlimited.org/docs/cvillelibrary.pdf

If you wish to reserve a book, email Chris White at cwhite743@aol.com

Community Service

December brings our first awarding of gift certificates of the CQU year. Be certain to turn in your finished Community Service items & SIGN a slip for the drawings! Hopefully there will be lots of finished projects since we did not collect in November, due to our CQU auction! Artful Quilter Gift Certificates will be presented as follows:

- ONE \$10 for Bears
 - ONE \$10 for Baby Hats
 - ONE \$10 for Recovery Bag & Pillow
- "Kaleidoscope Garden" brought \$400.00 to the So Others Might Eat (SOME) auction. Net proceeds from the event were over \$20,000. Hopefully others may choose to provide something for this auction next autumn. Please they are looking for dark utilitarian twin size quilts for clients NOW.

There will be kits available at the December CQU Party. Please plan to get one or even two to stitch in the winter. Margo Twohey made us aware of the need for bears at the nuclear treatment site. She's made & delivered bears to them already. Let's pitch in & help provide a bit of comfort to the sick children undergoing tests & treatment.

Community Service Questions ????

Email barbhoge@verizon.net
lindasue@thewhaleys.com

**CQU Committees
Auction***Karen Hoss**klhsprnut@aol.com*

703-203-4030

Bee Keeper*Polly Monica**pollyporch@aol.com*

703-449-0086

Block of the Month*Kathy Nagle**kenagle@adelphia.net*

540-785-9904

Community Service*Scrappy Sew 'n Sews Bee**Barb Hoge**barbhoge@verizon.net*

703-378-7153

Fund Raising*Tammy Cross**tammy_cross@earthlink.net*

703-266-4775

Historian*Jean Klimek**tklimek1@cox.net*

703-435-6722

Librarian*Chris White**cwhite743@aol.com*

703-327-1144

Library Display*Centrepiecers Bee**Deb Dratch**farmgirl1@cox.net*

703-322-8748

Membership*Tammy Cross**savo3@cox.net*

703-899-2294

Mystery Quilt*Susan Catlett**catlett1s@cox.net*

703-759-6932

Road Show Anyone?

I did receive some surveys our proposed road show in the spring. As of right now the vote is for Lancaster Spring Quilt Blossom Festival, bring your own snacks, no stopping at a quilt show (vendors are enough!), and no for an overnight stay. If you are still interested, and could spare a few minutes, please fill out a survey at the

end of this newsletter and return to me at the December meeting. The thought of a few of us traveling to PA for a day of quilting related fun and shopping is a day not to be missed.

Delia

The Big QU Member Directory is starting to hit mailboxes. If your information is incorrect or missing, please contact Tammy Cross with updates or membership dues.


Mystery Quilt: Month 4

If you don't want to piece your outer borders, cut a piece of Fabric A 28" wide by 4-1/2 yards long. From the remaining Fabric A, cut 32 squares measuring 5-1/2".

The left over fabric is for the binding.

From both Fabrics B and C, cut 6 strips 3-3/8" wide. Layer 1 strip each

of Fabrics B and C right sides together and cut into 62 pair of 3-3/8" squares. Cut the squares in half diagonally to yield 124 half-square triangles. Sew these triangle pairs together on the long edge, and press seams toward Fabric B. The squares should measure 3".



We have been given permission to use a copyrighted pattern this year. It is for our guild use only. Credit will be given to the author in May. Directions may not be published or distributed other than for the use of the Centreville Chapter of Quilter's Unlimited.

CENTREVILLE QUILTERS UNLIMITED TREASURER'S REPORT

for the period of
October 12, 2006 - November 8, 2006

	<u>Debits</u>	<u>Credits</u>	<u>Balance</u>
Opening Balance (September 14, 2006):			\$15,504.03
Credits:			
Membership Dues 2006-2007		\$50.00	
Retreat		\$1,100.00	
Debits:			
Membership	\$945.00		
Retreat	\$3,524.75		
Historian	\$34.13		
Library	\$77.09		
Workshop	\$29.49		
Programs	\$693.01		
TOTALS:	\$5,303.47	\$1,150.00	
Balance as of November 8, 2006:			\$11,350.56
Submitted by: Tammy Cross 11/8/2006 Treasurer, Centreville QU			

Newsletter

Deb Cobb
deb@cobbsoft.com
703-437-2025

Programs

Jean Schachner
jeanSchachner@hotmail.com
703-368-1368

QU Activity

Jill Clauss
jclauss@alum.rpi.edu
703-590-9536

Quilt Collector

Brenda DeJarnette
bpd45@aol.com
703-830-3443

Quilt Show Rep

Bonnie Wilbur
bonnie_wilbur@cox.net
703-378-5802

Retreat

Cotton Pickers Bee
Mary Jane Meehan
mjmeehan1016@aol.com
703-359-4399

Marianne Stana

mhstana@cox.net
703-620-2290

School Issues

Marianne Stana
mhstana@cox.net
703-620-2290

Social

Loose Threads Bee
Elsie Dietz
detme@cox.net
703-818-1261

Summer Challenge

Barbara Powers
barbpowers77@msn.com
703-830-9251

Workshops

The Beez Bee
Susan Haftel
shaftel@cox.net

Event Calendar

November

S	M	T	W	T	F	S
			1	2	3	4
5	6	7	8	9	10	11
12	13	14	15	16	17	18
19	20	21	22	23	24	25
26	27	28	29	30		

December

S	M	T	W	T	F	S
					1	2
3	4	5	6	7	8	9
10	11	12	13	14	15	16
17	18	19	20	21	22	23
24	25	26	27	28	29	30
31						

January

S	M	T	W	T	F	S
	1	2	3	4	5	6
7	8	9	10	11	12	13
14	15	16	17	18	19	20
21	22	23	24	25	26	27
28	29	30	31			

February

S	M	T	W	T	F	S
				1	2	3
4	5	6	7	8	9	10
11	12	13	14	15	16	17
18	19	20	21	22	23	24
25	26	27	28			

March

S	M	T	W	T	F	S
				1	2	3
4	5	6	7	8	9	10
11	12	13	14	15	16	17
18	19	20	21	22	23	24
25	26	27	28	29	30	31

December

- 12/14 Centreville QU Chapter Meeting, 7:30PM Colin Powell Elementary School
- 12/16 CQU Workshop, "Happy Squares", 10am, Centreville Library, email Susan Haftel for supply list (shaftel@cox.net)
- 12/21 Redwork Bee, Colin Powell Elementary School, 7:00pm. This is an open Bee, which means you can bring Redwork or any other kind of work with you.

January

- 1/11 Centreville QU Chapter Meeting.7:30PM Colin Powell Elementary School
- 1/18 Redwork Bee, Colin Powell Elementary School, 7:00pm. This is an open Bee, which means you can bring Redwork—or any other kind of work with you.

February

- Big QU Quilt Show Deadline for Article Submission: Get those Projects Done!!***
- 2/8 Centreville QU Chapter Meeting.7:30PM Colin Powell Elementary School
- 2/16 Redwork Bee, Colin Powell Elementary School, 7:00pm. This is an open Bee, which means you can bring Redwork—or any other kind of work with you.

March

- 3/8 Centreville QU Chapter Meeting.7:30PM Colin Powell Elementary School
- 3/15 Redwork Bee, Colin Powell Elementary School, 7:00pm. This is an open Bee, which means you can bring Redwork—or any other kind of work with you.

Need to add an event to the Calendar? Contact Deb Cobb. deb@cobbsoft.com

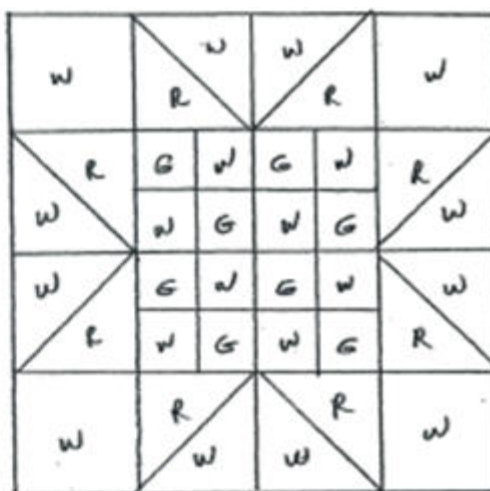
Block of the Month: Christmas Star

3 fabrics: Christmas Red, Christmas Green
White

Cut: White: 4 - 3 1/2" white squares
1 - 8 x 8" square
1 - 2" x 16" strip

Red: 1 - 8" x 8" square

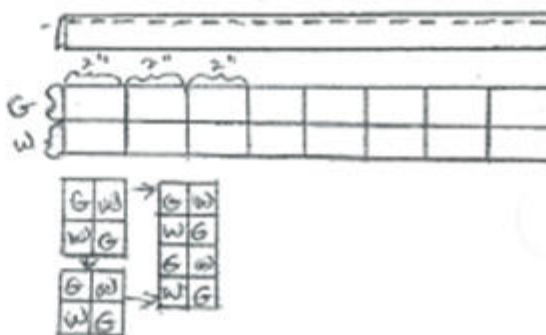
Green: 1 2" x 16" strip



To make half square triangle (hst) squares:
Layer red and white 8" squares right sides together.
Draw lines at 4" & 8" vertically and horizontally. Draw 4
diagonal lines (see diagram). Sew 1/4" from both sides of
diagonal drawn lines. Cut on all drawn lines.
Trim to 3 1/2" hst squares.



Layer green and white strips right sides together.
Sew along long side with 1/4" seam. Cut every
2". Sew together to make a checkerboard which
should measure 6 1/2"



Assemble according to diagram above.

CQU Bus Trip: Please Give Feedback!!!

Hello Quilters!

I have been asked to coordinate a “road trip.” Now road trips are great in and by themselves, but add the word “quilt show” to the phrase, and well my heart starts to palpitate. I would love to coordinate a quilt show road trip; however I would like to know a few things from guild members so that I can get the majority of everyone’s preferences. Please answer the following questions, and cut out article and bring it to the December meeting. You can also e-mail answers to me via dcogar@adelphia.net

1. What show would you prefer to attend? (Circle One)

- ▶ Mid Atlantic, Hampton VA, February timeframe
- ▶ Spring Quilt Blossom Festival, Lancaster PA, April timeframe
- ▶ Quilt Odyssey, Hershey PA, July timeframe
- ▶ Other? (Please List)

2. Food Preferences: (circle One)

- ▶ Would you prefer to go extra early and stop for breakfast at a local restaurant?
- ▶ Or stop mid day for lunch also at a local restaurant?
- ▶ Bring your own meals/snacks?

4. Would you like to make a stop at a local quilt shop? (If so that will leave less time at the show.)

Yes **No**

5. Would you be willing to help with quilt related games or at least offer some ideas?

Yes **No** (Contact info _____)

6. Would you be interested in staying overnight at one of the bigger shows (like Hampton)?

Yes **No**

7. What would be the main reason that would stop you from joining us on a quilt show road trip?

Love to hear from you...Delia Cogar



Quilters Unlimited of Northern Virginia

C/O Deb Cobb
3670 Malin Ct.
Chantilly, VA 20151



Notes and Reminders

- A big Thank You goes out to all who donated canned goods to the Colin Powel Thanksgiving Food Drive!
 - This month's Meeting is Thursday, December 14th! We'll be having the annual social and playing Quilto (don't miss it!)
 - If your name starts with A-L, please bring a treat to the meeting.
 - Fat Quarter Lotto: Christmas Fabric
 - Membership questions/issues? Contact Tammy Cross.
-