



Centrestitch

Quilters Unlimited Centreville Chapter

From Our President

Dear Quilters,

I have heard several people recently saying “I’m a follower, not a leader.” I want to be sure you all understand that responsibilities in QU *do not* require leadership. That’s not to say that great new ideas for a job are not welcomed and appreciated. Just look at what Deb Cobb has done for our newsletter compared to what I did a few years ago, and what she is talking about doing for member feedback so the board can be more responsive, as she continues with the position, to appreciate what good leadership can add to the mix. Deb is only one example from a terrific board of people, both current and past.

But there is a template for every job in QU. Lots of people have done it before you and are still around to give advice. Just follow the timeline, pay attention to the details, and ask for help when needed. When I was new to QU and a friend told me she was her chapter’s program chair, I thought to myself that I could never do that job because I didn’t know

anyone in the quilting world. Now I know that there are websites with advice, lots of former program chairs still in my chapter, and 11 other chapters with program chairs and budgets to split costs with.

March is the best month of the year for agreeing to take on a board position in Quilters Unlimited. All of the activities, except those where the current member is having too much fun to give it up yet, are open for nominations. All of them can be shared with a co-chair if that sounds easier. Think about what you would most enjoy doing and call Susan Boyle (703-675-9738) to volunteer for your share of the responsibility of keeping the chapter or the guild running with laughter and ease.

Lots to do coming up as always, at this point in the quilting year. The Mid-Atlantic quilt show has started as I’m writing this. The Cabin Branch/Stone House and Lancaster quilt shows are coming up soon. March is the best time to sign up for classes at our quilt show if you haven’t already done so. Spring

retreat is coming, and Jennifer Betar has just opened a new retreat bed and breakfast for a small group with quilting ambitions. The Delectable Mountains quilt guild will be displaying their quilts every weekend from April 21st – June 4th at the Ice House in Berkeley Springs, WV.

Especially if you have never been to a quilt-in, please try to get to the one at Falls Church High School on Sunday, March 12 from 1 – 5 pm. We will need to put a planning committee together this summer, decide on a date, and reserve a place for next spring’s quilt-in by the beginning of July. A weekend quilt-in is shorter than a weekday (usually 3:30 – 9:30 pm), but much easier to get to because of traffic.

A registration form for the Sue Nickels workshops is in your big QU newsletter. Also the pattern for the block for Lynne Everly’s president’s quilt.

Jean Schachner will be putting together a bus tour of some Virginia quilt shops for a day during the summer, based on the

Volume 14, Issue 8

March 2006

Inside this issue:

Library Display	2
Workshops!	2
Quilt Measuring	3
Retreat Info	3
New Library Books	5
Calendar	6
Mystery Quilt/BOM	8
Community Service Pattern of the Month	9
Big QU Winter Quilt-In	10

count of hands at our last meeting. She might appreciate some help picking the best shops and planning food and games, if you would like to help.

Lots coming up to enjoy in friendship and keep you in stitches.

Piecefully yours,
Bonnie



Library Display: Bloomin' Centreville!

We will be collecting your quilted items for the Centreville Library display at the March meeting.

Please bring in quilted items that have a flower theme, are made with floral fabrics or have a spring theme.

We are also in need of a few props: a beautiful watering can, and a small bistro type table and chairs (2).

The window is locked and quite secure within the library.

Remember, each person who loans an item to display will be entered in a drawing to win the beautiful spring themed miniature quilt made by the Centrepiecers Bee.

Also remember to go by the library to see the display. We get very positive

remarks about the talented people in the Centreville Quilters Unlimited Guild. Thanks.

Deb Dratch 703-322-8748

Sue Geschke 703-378-4997

Lisa Smith 703-968-3268

Jacqueline Lehman 703-266-8870

Claire Morson 703-830-5939

Workshops

Well no big surprise! The February "Plaid Goose Tracks" workshop was a big success! There was sharing, laughter, sewing and eating done by all! Again, thank you to all the ladies that participated.

"Carpenters Star" is the March workshop and will be held at the Centreville Library on Sunday March 26, from 12 to 5. Sign up will continue at the March meeting or you can email me at quilt4fun@verizon.net. Reservation fee is \$10 to be refunded at the workshop. Polly Monica will be teaching and sharing all her secrets!

(Well, maybe not ALL!) Supplies needed: Star and scrappy border: 8 fat quarters; background and first border: 1 1/2 yds.; second border: 1/2 yd; outside border and binding: 1 1/4 yds.

"Sassy Bag" workshop is the April workshop and will be held at the Cen-



treville Library on Sunday April 9, from 12 to 5. Just a reminder, this is Palm Sunday. Sign up will continue at the March meeting. There will be a supply list available for those interested. We will repeat this workshop in early summer for those that can not make this one. Brenda DeJarnette will teach the workshop.

Questions? Contact Patti Prevallet quilt4fun@verizon.net



A New Bee!!

We have a new bee!! The Missing Pieces. They meet the second and fourth Saturdays of the month on a rotating basis at the members' houses.

Right now there are three members, and they're looking for more! Contact Carolyn Rowland's to join! Crowland@bellsouth.net 703-242-1527.

Important Changes!

There are some location/date changes coming up in the next two months:

- ♣ 3/16 Redwork Bee meets at *Centreville Library*, 7:00pm
- ♣ 4/20 CQU Meeting, 7:30pm, *Colin Powell Elementary School*
- ♣ 4/27 Redwork Bee meets at *Colin Powell Elementary School Cafeteria*.

Membership Report

We did not have any new members join at our February meeting. We have 129 members in the Centreville Chapter. March is still half off membership for new members. Mary Feurtado was our lucky nametag drawing winner. Wear your nametag to the next meeting and you will have a chance to win.

Jacqueline Lehman

Quilt Measuring

There will be an emergency quilt measuring date of March 4 at Calvary Baptist Church in Fairfax if anyone has a quilt, garment or doll to submit and wasn't able to get it to our quilt collectors in time. The quilt must be taken to be measured. Boy Scouts with a digital camera will take pictures for a nominal fee if needed.

Friendship Star Quilters Show

Friendship Star Quilters, Inc. of Gaithersburg, Maryland is once again offering workshops at the Quilt Show, *Forever Friends*, April 21-23, 2006 at the Montgomery County Fairgrounds.

Featured teachers this year are Bonnie Lyn McCaffery, Lois Smith and Juanita Canfield.

Visit our website www.friendshipstar.org, click on the 2006 Quilt Show logo and then on Workshops to see the list of

classes. View class sample photos using the links in the descriptions. The registration form is also available on the website.

Classes are filling up so don't delay! Any questions, contact Kim Jalette at (301) 926-1378 or at jalette@starpower.net.

Centreville Retreat: April 28-30, Hunting Ridge

Not only is Spring right around the corner, but so is the CQU Hunting Ridge Retreat. Start packing those projects for the Retreat! Prizes are being purchased and directions have been printed.

The total cost of the retreat was \$105.00. The balance of \$55.00 is

due by the April meeting. If you would like to pay at the March meeting, there will be a table set up to pay the balance and get your directions. Directions are also available for all of you who have paid in full already. If you would like to mail the payment to me, let me know.

Need to drop off the list or have any other questions??? email or call - Mary Jane Meehan mjmeehan1016@aol.com 703.359.4399

Community Service

Your donations continue to inspire and touch others. I'm frequently asked by members how many quilts or bears are donated so here's an update for this CQU year from September 2005 through February 2006:

Fair Oaks Hospital: 105 teddy bears
Fair Oaks Hospital: 59 baby caps
Fairfax Hospital: 24 baby quilts
American Cancer Society: 22 recovery bags
Veterans Hospital, Bethesda: 17 compassion quilts

To pick up patterns for the baby caps, ACS recovery bags, and teddy bears, stop by and see me at the monthly meeting. A bag of community service fabric will be available at each meet-

ing. Please be sure to fill out a slip of paper for each donation you make. At the June meeting, we will hold a drawing for gift certificates.

Community Service quilt sizes for:

- ♣ **Crib Quilts:** Approximately 36" x 36" (newborn), up to 40"x44" (toddlers to 6 years)
- ♣ **Compassion Quilts for Veterans** – size: 45"x60". Please remember our men and women vets.

Adele

February Meeting Notes

Centreville QU Meeting Minutes – February 2006

President Bonnie Wilbur - Bonnie welcomed everyone at 7:35 pm.

Big QU News – Bonnie Wilbur

- ♣ 2005 quilt show pins still available for \$5
- ♣ QU raffle quilt tickets for sale at \$1.00
- ♣ President's block
- ♣ Board meeting in January: how to use extra monies resulted in suggestion for bus rental for shop hop on Rt. 81 and/or rental of sew-in venue at Greenbriar Community Center.

♣ CQU news

April meeting will meet the third Thursday.
Redwork bee will meet at the Centreville library the fourth Thursday.

Please consider donating item for silent auction at QU quilt show

Treasurer/fund raising – Tammy Cross

- ♣ Fons and Porter Magazine to increase subscription price

Workshops – Patti Prevallet

- ♣ March 26 12-5pm: Carpenter's Star
- ♣ April 9 12-5 pm: Sassy bags

Quilt Show – Connie Gallant and Bonnie Wilbur

- ♣ Classes introduction
- ♣ You gotta have heart theme: Cardiac Care Association for heart disease awareness
Make heart ornaments. Proceeds benefit research heart disease in women
- ♣ Please take and distribute flyers
- ♣ Each chapter to donate items for the silent auction.
- ♣ Volunteers still needed to woman sign-in tables

Quilt Collector – Barbara Williams's bee

- ♣ Will be measuring entry quilts at C'ville library Feb 17, 24 from 10-5. Call Barbara Williams if you can't get to the library but need your quilt measured.
- ♣ Applications due to committee by Feb 27
- ♣ Collected in May. Quilts to be in zippered bag.
- ♣ Demo for making sleeve at red work bee

Library Display – Deb Dratch and Jane Beaver

- ♣ Call for spring-themed display items for collection at March meeting
- ♣ Fill out form, attach same to loan

Bee Keeper – Moko Wharton

- ♣ New bee Carolyn Rowland and Lisa Griesen to meet on Saturday mornings 10-12 twice a month at members' homes

Community Service – Adele Dillie

- ♣ Please take donation fabric to make charity quilts

Block of the Month – Merlene Lewis and Kathy Nagle

- ♣ Four gift certificates of \$25 each to be awarded to sampler quilt top finishers

- ♣ Drawing won by Shirley Cutright

T-Shirt orders – Merlene Lewis

- ♣ Please pay for any item you ordered
- ♣ Idea to make leftover shirts into pillows to sell at CQU auction: little interest

Membership – Jacqueline Lehman

- ♣ Name tag drawing won by Mary Feurtado

Fat quarter drawing – Delia Cogar and Lin Kirk

- ♣ Packets of reds won by many members

Introduction of new members

Show and Tell

Program – Jean Schachner:

- ♣ Door prize
- ♣ Betty Dietz "The Creative Woman"

Respectfully submitted, Susan Haftel

For those of you who wanted to know...



It's a girl!

New Books in Our Library

Cherished Redwork for Baby by Sandy Orton: Cute patterns with a baby theme.

Quilt It For Kids by Pam Bono: 11 Quilt projects with sports, fantasy & animal themes. Quilts for children of all ages.

Piecefully Amish by Connie Kauffman: 8 projects for small quilts with traditional Amish variations. Full-size templates provided along with quilting patterns, diagrams and sewing suggestions.

Dutch Flower Pot Quilts by Anja

Townrow: Floral quilts inspired by Holland's window sill flower pots. Includes instructions for freezer paper foundation piecing techniques.

Charm Quilts With Style by Bobbie Aug & Sharon Newman: Features 30 different charm patterns along with a dozen traditional quilt projects for all skill levels.

Stitch A Child's Quilt by Vicki M. Thomas: Includes 11 quilts for your favorite kids. Several are interactive and contain flaps that conceal secret pictures.

Old World Santas in Redwork by Marge Wooters: Create nine Father Christmas designs in redwork.

Visit our website to view the listing of books:

quiltersunlimited.org/docs/cvillelibrary.pdf

If you wish to reserve a book, email Chris White at cwhite743@aol.com

Treasurer's Report

for the period of
January 12,2006 - February 8, 2006

	<u>Debits</u>	<u>Credits</u>	<u>Balance</u>
Opening Balance (January 12,2006):			\$15,083.04
Credits:			
Membership Dues 2005-2006		\$0.00	
Magazine Subscriptions		\$65.00	
T-shirts		\$55.00	
Workshops		\$10.00	
Debits:			
Membership	\$24.70		
Programs	\$223.20		
Library	\$134.27		
Magazine Subscriptions	\$44.50		
Mystery Quilt	\$23.15		
TOTALS:	\$449.82	\$130.00	
Balance as of February 8,2006:			\$14,763.22

March						
S	M	T	W	T	F	S
			1	2	3	4
5	6	7	8	9	10	11
12	13	14	15	16	17	18
19	20	21	22	23	24	25
26	27	28	29	30	31	

April						
S	M	T	W	T	F	S
						1
2	3	4	5	6	7	8
9	10	11	12	13	14	15
16	17	18	19	20	21	22
23	24	25	26	27	28	29
30						

May						
S	M	T	W	T	F	S
	1	2	3	4	5	6
7	8	9	10	11	12	13
14	15	16	17	18	19	20
21	22	23	24	25	26	27
28	29	30	31			

June						
S	M	T	W	T	F	S
				1	2	3
4	5	6	7	8	9	10
11	12	13	14	15	16	17
18	19	20	21	22	23	24
25	26	27	28	29	30	

Fat Quarter Lotto Schedule

- March – Green
- April – stripes and polka dot
- May – Florals
- June – White Elephant (the FQ you can't wait to get rid of!)
- Sep – Americana
- Oct – Home Spun Plaids
- Nov – Batiks
- Dec – Christmas

Upcoming Events

♣♣March♣♣

- ♣ 3/4 Emergency Quilt Measuring, *Calvary Baptist Church Fairfax*
- ♣ **3/9 Centreville QU Chapter Meeting**, 7:30pm *Colin Powell Elementary School*; Eileen Doughty, “Evolution of a Landscape artist, or: The good, the Bad, and the Arty”; CQU Bloomin’ quilts collected for Library Display
- ♣ 3/16 Redwork Bee, 7:00pm, *Centreville Library*; Tonight Bonnie will demonstrate how to attach a sleeve to a quilt. Come one, come all! This bee is open to all every month—and you don’t have to do Redwork!
- ♣ 3/18—3/19 Cabin Branch and Stone House Quilters Quilt Show; Prince William Fairgrounds, Manassas, Virginia.
- ♣ 3/26/06 CQU Workshop: Carpenter’s Star, Centreville Library, 12 to 6.

♣♣April♣♣

- ♣ 4/9/06 CQU Workshop, 12pm - 5pm Centreville Library, Sassy Bags
- ♣ **4/20 Centreville QU Chapter Meeting**, 7:30pm *Colin Powell Elementary School*;
- ♣ 4/20—4/22 “Pieces of Our Lives” 16th Biennial Guild Quilt Show Presented by the Faithful Circle Quilters. First Presbyterian Church of Howard County, Route 108, east of US29 Columbia, MD. More Info: Peg McClelland 410/465-1825
- ♣ 4/21 - 4/23 Friendship Star Quilters “Forever Friends” Quilt Show, Montgomery County Fairgrounds Home Arts Building, <http://www.friendshipstar.org/>
- ♣ 4/22 - 4/23 Mason Dixon Quilt Show, Hagerstown Community College, ARCC on Robinwood Drive, Hagerstown, MD.
- ♣ **4/27 Redwork Bee**, 7:00pm, *Colin Powell Elementary School Cafeteria*. *Come one, come all! This Bee is open to all every month—and you don’t have to do Redwork!*
- ♣ 4/28-4/30 Centreville Chapter Retreat, Contact Marianne Stana for info, mhstana@cox.net

♣♣May♣♣

- ♣ **5/11 Centreville QU Chapter Meeting**, 7:30pm *Colin Powell Elementary School*
- ♣ 5/18 Redwork Bee, 7:00pm *Colin Powell Elementary School Cafeteria*. Come one, come all! This bee is open to all every month—and you don’t have to do Redwork!

♣♣June♣♣

- ♣ **6/2 - 6/4 Quilters Unlimited Quilt Show**, Dulles Expo Center
- ♣ **6/16 Centreville QU Chapter Meeting**, 7:30pm *Colin Powell Elementary School*; Summer Social, those with names ending with M-Z, please bring food!

Need to add an event to the Calendar? Contact Deb Cobb. deb@cobbsoft.com

Centreville QU Volunteer Positions Available!!!

We're starting to think about next year already!

How about being a member of the team to design a year of great activities and fun meetings for our QU!

We have a wide open slate of positions available for next year and I know your generous donation of time and energy would help make next

year as spectacular as this one.

Almost all of the positions can be done with a friend! Some of jobs are for only a one-time event. If you're shy, take the job that does not involve standing up in front of the group. If you haven't had a position on the board in the last three years, it's time you dusted off your volunteer skills and helped out. Talk it over with a

quilting buddy and sign up to do your part to keep Centreville the best QU.

Please call me to sign up for your position of choice at 703-675-9738.

Talk to you soon!
Susan Boyle

Centreville QU Board Members

Position	Name	Phone	Email Address
President	Bonnie Wilbur	703-378-5802	bonnie_wilbur@cox.net
Vice President	Jean Schachner	703-368-1368	JeanSchachner@hotmail.com
Treasurer	Tammy Cross	703-266-4775	tammy_cross@earthlink.net
Secretary	Susan Haftel	703-830-9649	shaftel@cox.net
Nominating	Susan Boyle	703-675-9738	susanboyle@mailcity.com
Auction	Joan Unkel	703-830-2965	jeunkel@erols.com
	Barbara Powers	703-830-9251	barbpowers77@msn.com
Bee Keeper	Moko Wharton	703-620-0892	jbmtw@yahoo.com
Block of the Month	Merlene Lewis	703-830-2538	Merlene.L62@cox.net
	Kathy Nagle	540-785-9904	kenagle@direcway.com
Community Service	Adele Dillie	703-902-5981	vaquilter@hotmail.com
Fund Raising	Tammy Cross	703-266-4775	tammy_cross@earthlink.net
Historian	Polly Monica	703-449-0086	Pollyporch@aol.com
Librarian	Chris White	703-327-1144	cwhite743@aol.com
Library Display	Centrepiecers Bee – Deb Dratch	703-322-8748	farmgirl1@cox.net
Membership	Jacqueline Lehman	703-266-8870	dlehman5@cox.net
Mystery Quilt	Susan Catlett	703-759-6932	catlett1s@cox.net
Newsletter	Deb Cobb	703-437-2025	deb@cobbsoft.com
Programs	Jean Schachner		jeanschachner@hotmail.com
QU Activity	Jill Clauss	703-590-9536	jclauss@alum.rpi.edu
Quilt Collector	Barbara William's Bee	703-378-5739	Babsw318@aol.com
Quilt Show Rep	Connie Gallant	703-754-4314	mcgallant@msn.com
	Bonnie Wilbur	703-378-5802	bonnie_wilbur@cox.net
Retreat	Marianne Stana's Bee	703-620-2290	mhstana@cox.net
School Issues	Marianne Stana	703-620-2290	mhstana@cox.net
Social	Margo Twohey	703-938-9719	ttwohey66@hotmail.com
Summer Challenge	Barbara Powers	703-830-9251	barbpowers77@msn.com
Workshops	Patti Prevallet	703-239-8646	quilt4fun@verizon.net

Mystery Quilt

Part 5

1. Join Row Segments to complete block. See block assembly diagram (Fig. 8)
2. Make 16 blocks. Square up blocks to 12 1/2" x 12 1/2"




Fig. 8

Part 6

1. This quilt is an example of a straight set with blocks set 4 by 4. See row assembly diagram (Fig. 9)
2. Lay out blocks in 4 horizontal rows with 4 blocks in each row. When satisfied with color arrangement, sew blocks in each row together.
3. Sew the rows together
4. If you wish to make a bigger quilt, add more squares.

Example:

4 rows of 4 squares = 48" x 48" finished size without borders
 5 rows of 4 squares = 48" x 60" finished size without borders

Fig. 9



Questions?

Susan Catlett

703-759-6932

Block of the Month: Single Irish Chain

Two fabrics required: Green for chain and White-on-white, bleached muslin, white for background.

Cut:

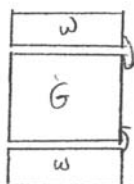
Green:

- 1 - 4 1/2" square for center
- 8 - 2 1/2" squares for chain

White:

- 4 - 2 1/2" x 4 1/2" rectangles
- 4 - 2 1/2" x 8 1/2" rectangles


Sew a 2 1/2" x 4 1/2" rectangle to the top and bottom of the center square.



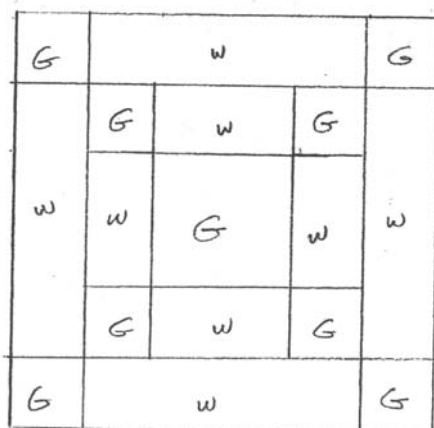
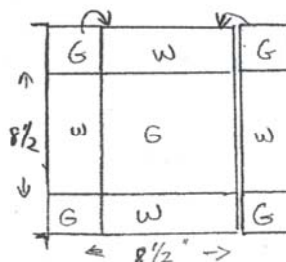
Repeat with the remaining rectangles and squares. The block should measure 12 1/2" unfinished.

Questions? Contact
 Merlene or Kathy
 Merlene.L62@cox.net
 kenagle@direcway.com

Sew a 2 1/2" green square to the sides of the remaining 2 1/2" x 4 1/2" rectangles.



Sew these to the sides of the pieced center. The resulting square should measure 8 1/2".

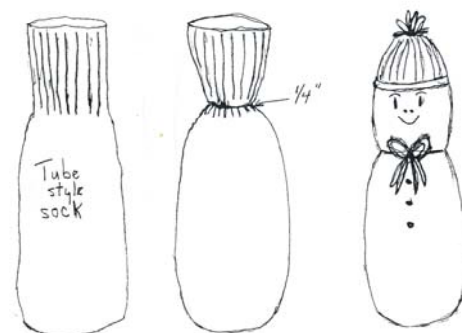


Community Service Pattern of the Month

Simple Sock Doll (for Infant)

Materials

- ♣ Tube socks - Age 6-18 months for shoe size 2-4 (often found in store infant department)
- ♣ Polyester fiber fill
- ♣ Yarn - bright colors
- ♣ Permanent black markers or black fabric markers (NO Puffy Paint or Glitter, please)



1. Fill the sock evenly and firmly (but not rock hard) to about $\frac{1}{4}$ inch above the bottom of the sock cuff.
2. Tie the sock tightly with yarn at the top of stuffing. Try to tie the yarn as tightly as possible, as this is the top of the doll.
3. Bring the open end of the cuff down around the stuffed sock to create the doll's hat. This can be held in place by stitching around the very bottom of the cuff with yarn to create a decorative edging around the doll's hat.
4. Tie the sock around the middle with yarn to create the head/face of the doll. The yarn for this can be the same yarn used for the hat decorative edging and can be tied in a decorative bow.
5. The top of the hat can be decorated with a soft pom-pom sewn in place or with a series of yarn bows - use a yarn needle to work the yarn into the sock at the very top of the hat.
6. Draw a face on the doll with a permanent marker or you can embroider the face with yarn. The simpler the better with these dolls since they are given to very young children.

Sock Doll Pattern #2

1. Cut 3" from toe of sock as shown...for doll arms.
2. Cut this piece up through the center, turn inside out and stitch each arm. Turn right side out, stuff, and close ends.
3. Cut up 4" in the center of remaining sock to form legs. Turn inside out and stitch leg seams.
4. Turn right side out and work filling into legs firmly. Fill the body to 3 inches from the top. Tie securely with yarn or ribbon to form cap. Turn cap down (basting optional).
5. Below this cap, tie again to form head—in proportion to body.
6. Attach arms securely.
7. Eyes, nose and mouth to be done in yarn preferably...because dolls sometimes get wet with tears and markers will run.

Note: If sewing by hand, double the thread to make wide seams. These dolls are given to very young children, therefore, bright colored ribbon may be used to tie, but do not use buttons, sequins or anything that might be pulled off by the children. One 12 oz. bag of polyester fiber fill makes 7-8 dolls.



Big QU Winter Quilt-In, March 12th!

Come to QU's Winter Games!
Sunday, March 12, 1-5 p.m.
Falls Church High School

Mark your calendar and plan to come to the winter quilt-in; it's going to be a lot of fun. It will consist of our traditional show and tell, door prizes, block exchange and refreshments, but this year we will also have an Olympics-style contest. There will be a number of events in which each chapter will compete. The winning chapters will get great prizes. Be sure to be there. Each chapter's participation will count in the final score and, of course, you need to cheer on your team!

As always, each person is asked to bring refreshments to share, but food for this quilt-in is Centreville's QU responsibility this year. Anyone

who can help Jill Clauss haul the beverages and paper goods or police the food tables should call her to let her know (703-590-9536).

Everyone who comes should watch the way this quilt-in is run, because running the next one is Centreville's QU responsibility for next year. Because the next quilt-in will be in October, we will need a dozen people to work on this, and much of the planning needs to be done early, it would be great if you would call Susan Boyle (703-675-9738) and volunteer to be the committee chair or on the committee for next fall.

Chapters and individual members are also encouraged to bring door prize donations. Unused quilt-related items are preferred.

If you wish to participate in the block exchange, please bring any star block. It may be any design; it may be pieced or appliquéd. The only requirements are that it must be 1) 9-inch finished and 2) made with blues and whites--any shades of blue and white, color-on-color or prints.

Don't miss the QU Winter Games!!!



**Quilters Unlimited
Centreville Chapter**

C/O Deb Cobb
3670 Malin Ct.
Chantilly, VA 20151

