



Quilters Unlimited Newsletter

The newsletter for Northern Virginia's Quilters

Volume 32, Number 3
February 2005

President's Message

Fellow Quilters,

The first snowfall, freezing temperatures, and chilly winds outside tell me that winter is officially here. While it may not last – or may only return intermittently – winter weather always provides an incentive to work on any quilting project that brings a warm feeling to the maker. And, for me, that's a lot of projects.

As the deadline for Quilt Show applications approaches, finishing a quilt for inclusion in the show is likely moving to the top of many "to-do" lists. It's always satisfying to see your work displayed and allow others an opportunity to see where you are on your individual quilting journey. I hope each and every QU member will give thought to entering this year's show. Linda Roberts, who recently took over as Quilt Show Chair, is giving her time and considerable energy to making it the best ever. Aside from entering quilts in the show, QU members are needed for the entire gamut of behind-the-scenes work necessary to put on a successful event. When a volunteer coordinator from your chapter asks for your help, please ask what you can do to help ensure that Linda's goal is achieved.

One of my personal delights over the past seven months has been the opportunity to attend meetings with representatives of each of QU's twelve community guilds. QU is a diverse group of members who happen to share a common interest in quilting, and I feel privileged to hear what is happening across the entire membership spectrum. At the last board meeting, each of the representatives gave a summary of activities their respective chapters support. Chapter memberships range from 30 to nearly 200 and, regardless of size, each chapter is supporting noteworthy charitable and humanitarian projects that benefit the greater good. I have always been proud of the good work that QU does, and continue honored to serve such a wonderful organization.

Baird Bell

Quilters Unlimited Board Meeting – November 30, 2004

Meeting was called to order by 7pm.

Attendance: Baird Bell (President), Sandi Hettler (VP), Joyce Bounds (Sec), Ginny Hall (Treasurer), Karen Field (R), Bonnie Wilbur (C), Cindy Pedder (Membership), Ann Folsom (FC), Linda Roberts (V) Jo Moury (H), Nancy McGlasson (MV), Joyce Onesty (A), Kim Fess(S), Suzanne Langsdorf (Arl),Becky Beierle (F), Linda Cooper, Andrea Gribble

Secretary Report

The minutes of the August 17, 2004 were approved.

Special Note-following the August meeting, President queried board members referencing feedback on the issue of registration of non-members at QU workshops.

Motion -QU members will have priority for registration for workshops. After the non- refund date, non- members may register for workshops on a space available basis. The non-member fee will be the class fee plus \$15.00.

Motion Seconded and Approved, No discussion

Introduction of new board members-Cindy Pedder-Membership, Linda Roberts-Quilt Show, Linda Cooper-Nominating

Thanks to the Chapters for supporting Sully and the Fall workshops.

Treasurers Report

Thank you notes from the DAR Museum Quilt Camp

QU pins now available from QU Treasurer

Sales tax information—keep in President's file. Chapters provided sales tax certificate.

Financial report reviewed

Chapter reports and responsibilities reviewed.

Total membership @ 1270

Chapter Treasurers to monitor bank statements and question any additional fees.

W9 information is due December 1, 2004.

Newsletter Editor—will send reminder for newsletter update-January 24, 2005. Spotlight on Chapter Highlights including volunteer activities or special programs may be a feature for future newsletters.

Quilt Show—52 vendors plus 3 corporate sponsors have been identified. Theme section-Breast Cancer Awareness. "The Pink Ribbon Affair"—Chapters encouraged to make 12-inch squares.

Programs - Charlotte Warr- Anderson-May 2005, Laura Cator-Woods-Fall 2005 , Sue Nichols- May 2006, Barbara Randle-Fall 2006 have been scheduled.

Discussion was held referencing chapters using QU's national speakers for individual chapter workshops. Should they share in the cost of these speakers if used for individual Chapter meetings? Discussion as to a conflict with the big QU workshops (if preceding the QU workshop) and whether this should be addressed in either the speaker contract or as a QU motion or whether this should be discussed with the executive board prior to arranging.

The impact of attendance at QU events was discussed.

Motion - That a committee of 3 individuals be formed to research the QU program contracts and draft a contract statement for discussion at the February 2005 Board Meeting.

Motion Seconded and Approved

Jo Moury, Andrea Gribble, Ann Marie Folsom volunteered to draft this contract statement.

Chapter Reports

- Winter Quilt scheduled -Sunday March 6th at West Springfield HS (1pm-5pm)
- Request bar code printed on membership card –Ginny will check feasibility.
- Sales at quilt-ins—**Motion** :If chapter related-will require executive board approval, --Only QU may sell items or raffle tickets at quilt-in **Motion-Seconded and Approved**

President Notes

Next board meeting February 1, 2005

Meeting adjourned at 8:15pm

Joyce Bounds
QU Secretary

Quilters Unlimited Financial Report – January 2005

	FY 2005 Actual
Beginning Cash on Hand - 1 July	47,533.48
Income:	39,667.10
Expenses:	23,918.13
Net Gain/Loss for Year	15,748.97
Ending Cash on Hand - 24 Jan	* 63,282.45
* Liabilities include \$20,000 payable to Dulles Expo Center	
Membership as of 1 Jan was 1,398	

Spring Workshop

The 2005 Annual Meeting and Speaker – Charlotte Warr Andersen

Quilters of all levels of expertise (even non-QU members) are invited to attend renowned landscape/pictorial quilt artist Charlotte Warr Andersen's lecture at the 2005 Annual Meeting. The evening promises to be a fun event with Charlotte's quilts being the "stars" of the night! All chapters of QU will be represented and we hope you'll plan on attending. Information about the location and further details about signups (available late spring 2005) plus photos of some of Charlotte's work are given on the QU website at www.quiltersunlimited.org and in the Winter edition of this newsletter. Registration for these classes begins mid-April.

Charlotte Warr-Anderson – website: <http://www.charlottewarrandersen.com>

A resident of Salt Lake City, Utah, her specialty has been one-of-a-kind, original pictorial quilts made with either/both appliqué and piecing techniques. The pictorial appliqué technique is a unique one featuring forms that are independently layered and created. These created forms are then attached to the background. The pictorial piecing technique makes use of set-in corners which eliminates many unnecessary seams and makes for a smoother and more flexible piecing process. Charlotte enjoys creating realistic and representational images from the unlikely medium of fabric.

Lecture: Charlotte's Scrapbag

Thursday, May 5, 2005 – 7:00pm - ANNUAL MEETING – (Location: Goodwin House, Falls Church, VA (at Bailey's Crossroads) – www.goodwinhouse.org)

This lecture is a series of humorous ramblings about the relations between fabric collecting, quiltmaking, dealing with non-quilters and family, and everyday living.

Charlotte Warr-Anderson - Pieced Pictures Workshop

Friday, May 6, 2005 – 9:30a.m. – 4:00pm (Location – The Artful Quilter, Centreville - www.artfulquilter.com)

Cost: \$40.00 (Class Limited to 20 Students)

CLASS DESCRIPTION: Translate pictures, line drawings, photographs, into piecwork—a technique that gives a slightly more abstract look to the subject. Make patchwork of animals landscapes, buildings, anything you choose. You may opt to get intricate enough that you friends will think you have appliqued instead of pieced. This is a different approach to pieced pictures than you may have learned elsewhere and is applicable to pictures ranging from block size to a full size quilt.

Charlotte Warr-Anderson – Applique for Realism in Brief Workshop

Saturday, May 7, 2005 – 9:30a.m. – 4:00pm (Location – The Artful Quilter, Centreville – www.artfulquilter.com)

Cost: \$40.00 (Class Limited to 20 Students)

CLASS DESCRIPTION: A demonstration using photos to make patterns for realistic applique figures and class project featuring reverse layering. Elaborates on the techniques explained in Charlotte's book, *Faces & Places - Images in Appliqué*, and its sequel, *Focus on Features - Life-like Portrayals in Appliqué*. An intricate study in applique and reverse applique.

Winter Quilt In – SPRING FORWARD
Sunday, March 6, 2005 – 1:00 PM until 5:00 PM
West Springfield High School Cafeteria

CELEBRATE SPRING AT THE WINTER QUILT IN

The calendar says it is still winter but QU will SPRING FORWARD at the Winter Quilt In, which will be held Sunday, March 6, 2005 in the West Springfield High School Cafeteria, 6100 Rolling Road, Springfield; from 1:00 PM until 5:00 PM. The Quilt In will have all the traditional events – door prizes, block exchange, potluck and great Sew and Tell.

As you clean and straighten your studios, keep our door prizes in mind. We would love to accept and pass on, any combination of fabric, gadgets or notions. But think outside the studio, also, for non-quilt related items. No white elephants, please, we want everyone to be happy with his or her prize.

Everyone also looks forward to sharing in the great cooking talents of our members at our Quilt Ins. Since our meeting is in the afternoon hours, we want everyone to think *finger foods*. To get a good balance between sweets and savorys, our members with last names beginning A-L should bring an appetizer or other savory bites, and members with last names beginning M-Z should bring sweet treats. The guild will provide drinks, paper products and ice. Bring your items in a disposable container, already cut for serving and with disposable serving utensils to make clean up easier.

Driving Directions to West Springfield High School

From I95, exit onto Old Keene Mill Road (Rt. 644 W). Continue west for approximately three miles. Turn north onto Rolling Road. West Springfield High School is one-half mile north at 6100 Rolling Road, on the left.

From the west: take Braddock Road east, turn right on Rolling Road. Continue 1.8 miles, WSHS is on the right.

From 495, take Braddock Road west, turn left on Rolling Road, continue 1.8 miles, WSHS is on the right.

Contact Kathy Gray, 703-361-6471, kathythequilter@verizon.net, Deb Caskey, 703-222-1087, dcaskey@cox.net, or Diane Henry, 703-978-7540, mdghenry@aol.com

Winter Quilt In Blocks

FLOATING FLORAL STAR

Background fabric – medium to dark green tone-on-tone
Floral fabric – in contrast to the background

For one block

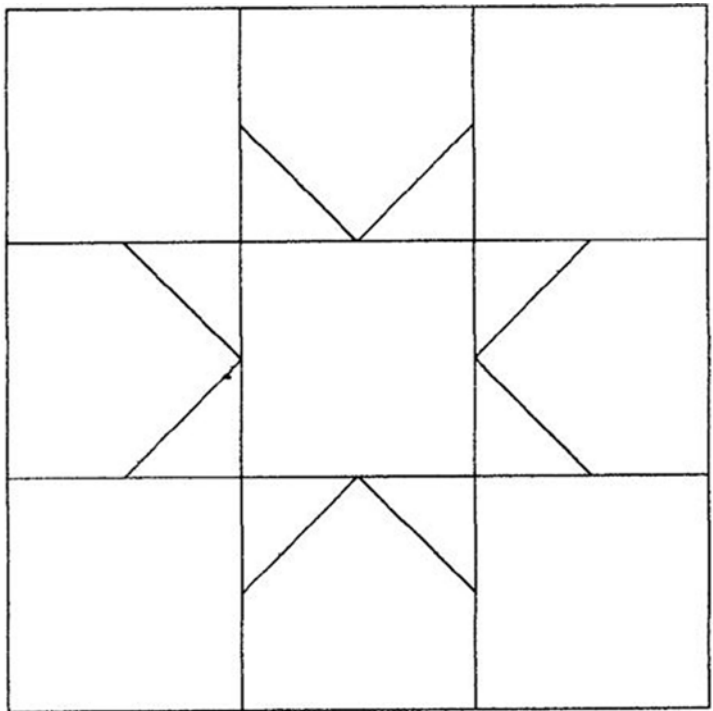
Background – cut Eight 3-inch squares

Floral – cut One 3-inch square

cut Eight 1 $\frac{3}{4}$ -inch squares

Mark a diagonal sewing line from corner to corner of the small floral squares. Align the small square with the corner of a background square, with the seam line angled to the center. Sew on the marked line. Press towards the floral, trim to $\frac{1}{4}$ inch seam allowance. Repeat to form the reverse star point. Make four 3-inch squares. Arrange as a nine-patch with the 3-inch floral fabric square in the center and 3-inch green background squares in the corners. Sew. Press seams towards the center to make the star pop. The block should measure 8 inches, unfinished; 7 $\frac{1}{2}$ inches finished.

Make as many blocks as you want. You will be entered to win once for every block you make.

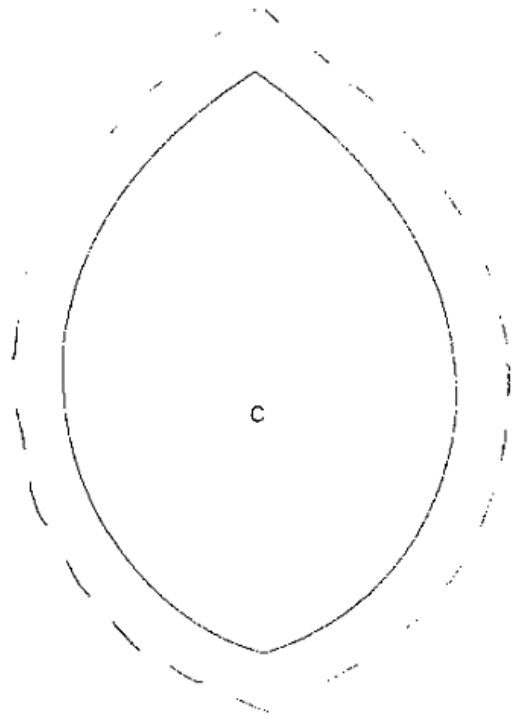
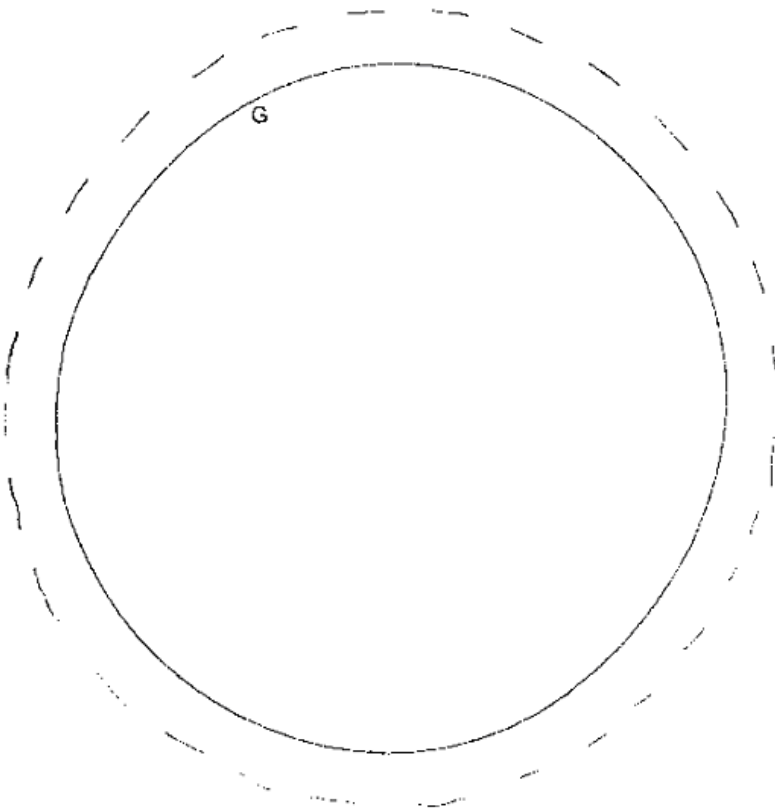
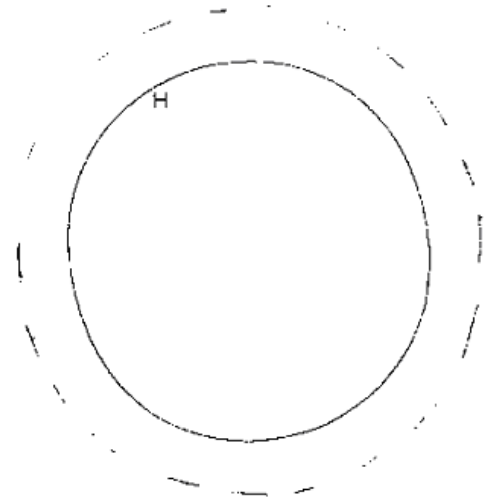



JOLLY JONQUIL

This is a folk appliqué so have fun with it! Fusible is OK, but all edges must be finished by hand or machine – use your favorite method. Additional embellishments are great on the interior of the flower. Please, no embellishments on the background so their new owner can trim the blocks.

Cut an eight inch (or larger) square of tone-on-tone green background for a 7- $\frac{1}{2}$ inch finished block. Use at least three yellow or gold fabrics to create the Jonquil block.

Jolly Jonquil
Pattern for 7.50x7.50 block
Key Block (23/50 actual size)



The Quilters Unlimited 32nd Annual Quilt Show June 3 – 5, 2005

While some of us are scooping snow, it is a great time to think spring, and “The Quilters Unlimited 32nd Annual Quilt Show” which is scheduled for June 3 - 5 at the Dulles Expo Center. This year the theme of the show is Breast Cancer Awareness “A Pink Ribbon Affair”. Breast Cancer Awareness Quilts will be hung in a special area of the Show, and A Ribbon of 12 ½ inch (unfinished) blocks will enclose the area, and be used in a “ribbon” cutting ceremony to open the show. We are asking QU members to make and donate a 12 ½ inch unfinished blocks, to be used in the ribbon cutting and will then be made into quilts in one of the event rooms during the show to be donated to one of the Cancer awareness organizations (Susan B Komen, Yme, Mammovan, etc.) and be used to raise money for breast cancer research by those organizations. You can give your 12-½ inch block to your Quilt Show representative, who will make sure that they get to the appropriate person.

By the time that you receive this newsletter the Quilt Show Applications will have already been submitted. It takes months and many hours of hard work to get the layout, program, proofreading and fire marshal approval done, which is why the applications are submitted so early, but please remember that submitting the application is a **complete commitment** to provide the item for display in June. Show entries will not be collected for submission until the May, so if a couple of minor items are not complete before the application deadline, such as a permanent label or hanging sleeve, that is OK, but all piecing and quilting, real colors, and a final size has to be unquestionably clear to the quilt collector before an application will be accepted.

I would like to say a BIG thank you to all of the people who are working so hard on the Quilt Show, and all of the volunteers that will be helping at the show. Without you and all of your hard work we would not have a show. All of your support makes this show possible. SALUTE!!!

All Volunteers will receive a 3-day pass for the price of a one-day admission, but whether that is of advantage to you or not, this is your show, and we could not put it on successfully without your help. Solicitations for volunteer slots for setup and takedown, white-gloving, admissions desk, vendor support, event rooms and other activities is beginning right now, but please put the June 2 (setup), 3, 4, and 5 dates on your calendar now and plan to participate.

The rooms which had been previously used for classrooms will be used as event rooms this year, with some machines provided by vendors to be used for making quilts for breast cancer awareness organization from the 12 ½ inch blocked donated by members, Project Linus, White Glove check in, and demos. Plan to “take a load off” and accomplish some quilting for a good cause whenever you need a rest this year.

Advertisements for the show program are also now being accepted; so if any members want to advertise their business to other quilters, the link to the form is on the show page of our website. If you have any suggestions for businesses I should solicit for ads, please send them to bonnie_wilbur@hotmail.com or call 703-378-5802.

This show gets more exciting every year, from the displays, to the vendors, to the quilts for sale through the Big QU Silent Auction. (Yes, please consider making a quilt for this in your bee). It is great to see what other chapters have been learning and the innovations people are bringing to the art. Besides your volunteer time, set aside lots of time June 3-5 just to enjoy and shop at this wonderful show!

~Linda

QU Chapter Information

Listed below are the meeting times and dates for the 12 chapters of QU. Please be advised that time, dates and subject of programs can change.

Annandale

Third Wednesday 10 am, Sleepy Hollow Methodist Church, 3435 Sleepy Hollow Rd., Falls Church. Baste-a-Thons: First Wednesday, 10 am. The Quilt Patch. Bees: Second Wednesday, 10 am., Packard Center, 4020 Hummer Rd., Contact: to Joyce Onesty 703-978-4684 conesty@aol.com

Arlington

Second Monday (Program), 7:30 Auditorium (LL) Goodwin House West, 3440 S. Jefferson St., Falls Church (Bailey's Crossroads). Other Mondays are Bees, 7:30 PM, Top of the West (12th Floor), Goodwin House West. Contact: Suzanne Langsdorf, smlangsdorf@yahoo.com (703) 379-4443.

Burke

Second Weds (Business/Show & Tell), Fourth Weds (Program), 7:30 Cherry Run Elementary, 9732 Ironmaster Dr, Burke. Contact: Susan Fernandez, mannyandsusan@cox.net, 703-690-9550.

Jan 12, 2005: "Quilt a Rainbow" Bingo (*Business/program meetings are reversed this month*)

Feb 23: "Back to School Night"

Mar 30: Lonnie Rossi - "Woman Versus Weather: Controlled Spontaneity" (*Program meeting moved to 5th Wednesday due to Fairfax County Schools Spring Break*)

April 27: Laurie Shifrin - "Batiks"

TBD: Workshop with Laurie Shifrin - Behind the Shadows

May 25: Pat Sloan - "Pat's Quilts: From Then to Now"

June 8: Social (location TBD)

Centreville

Second Thursday 7:30 PM at Colin Powell Elementary Cafeteria, 13340 Leland Rd., Centreville. Contact: Bonnie Wilbur 703-378-5802.

Fairfax

First Thursday (Business/Show & Tell), Third Thursday (Program), 10 am, St. Peters In the Woods Episcopal Church, 5911 Fairview Woods Dr, Fairfax Station. Contact: Becky Beierle 703-246-0035.

Falls Church

Third Friday, 7:00 PM, Falls Church Community Senior Center, Falls Church. Contact: Ann Folsom 703-538-5358.

Haymarket

First Wednesday, 7:30 PM, Mountain View Elementary School, 5600 McLeod Highway, Haymarket. Contact: Jo Moury, 703-754-4902

McLean

Fourth Tuesday, 9:30 am, McLean Baptist Church, 1367 Chain Bridge Rd, McLean. Contact: Kay Burnett, 703-242-8732.

Mt. Vernon

Second Tuesday (Business/Show & Tell/Mini-Workshop); Fourth Tuesday (Program) 12:30 PM, Hollin Hall Senior Center, 1500 Shenandoah Rd, Alexandria. Bees: Off Tues, Room 216, 11:30 PM. Contact: Nancy McGlasson, 703-960-3034.

Reston

Second & fourth Tuesday 7:30 PM Armstrong Elementary School, Lake Newport Drive, Reston. Bees are second and fourth Wednesday, 10 am Hunters Woods United Christian Parish; and first and third Tues 7 PM, Herndon Library. Contact: Karen Field 703-689-0434.

Springfield

First (Business) and Third (Program) Tuesday, 9:30 am. Bees: Second and Fourth Tuesday, 9:30 am, Grace Presbyterian Church, 7434 Bath St, Springfield. Contact: Kim Fess, 703-239-0314.

Vienna

Third Tuesday, 7:15 PM, Kilmer Middle School, 8100 Wolftrap Rd, Vienna. Contact: Andrea Gribble 703-764-9331

Quilters Unlimited (QU) is a non-profit organization of quilters, with all chapters and activities in Northern Virginia. Founded in 1972, it has grown to approximately 1,200 members in 12 chapters, unified by a central Board of Directors. Members include women and men of all ages; traditionalists and contemporary quilters; beginners to renowned experts. Each chapter has its own scheduled events and functions. All chapters come together for Fall and Winter Quilt-Ins, a Fall Seminar, a Spring Quilt Exhibit showcasing members' work, and a May annual meeting with accompanying workshops. Visitors are welcome to attend a meeting of any chapter, as well as other QU activities. Annual membership is \$15. Our webpage is at www.quiltersunlimited.org. All QU members are welcome to contribute newsletter submissions. Contact Becky Giddings, 703-212-0767 or rgiddings@comcast.net.

Quilters Unlimited Newsletter
Quilters Unlimited
P.O. Box 216
Merrifield, VA 22116-0216

Change of Address? Correction?
Please send any corrections to
your Chapter President

First Class U.S. Postage Paid Merrifield, VA Permit No. 520
