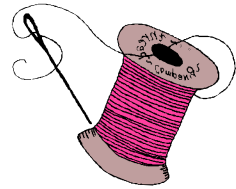


# And sew on...



## Newsletter of the Springfield Chapter of Quilters Unlimited April 2010

### Our 2009-2010 Volunteers

President—Lynn Munch	VP—Julia Renken
Treasurer—Cathy Powers	Secretary—Roxana Pressnell
Nominating—Sue Galasso	Programs—Judy Beigbeder
Newsletter—Kim Fess	Auction—Carolyn Pic
Quilting for Others—Diane Henry & Carolina Diez	Door Prizes—Roz Elliott
Quilt Show Rep—Kim Fess	Library—Loretta Shinol
Holiday Party—Roz Elliott	Web Page Contact—Lynn Munch
Farewell Blocks—Cynthia Johnson-Daily	Refreshments—Rebecca Heinze
Fall Retreat—Joan McGowan	Spring Retreat—Kim Fess
Quilt Camp—Kitty Tyler	Sunshine—Judy Bregman
Membership/Welcome—Carolina Diez	Bus Trip—Loretta Spittle
Quilt Collectors—Sue Baker, Beverly Pontius, Julia Renken	
Coffee—Pam Leonard, Carole Bloomquist & Joy Bauer	



Hi Ladies,

March was a very busy quilting month. I know some of you attended the Quilt-in on March 14. It sounds like those who went had a good time. Emily Martin's trunk show of beautiful applique quilts was terrific. I learned a lot at her workshop about needle-turn and using the proper needle and thread. I also confirmed I will never make a Baltimore Album quilt, but I do think I can do some simple applique. National Quilting Day at the Burke Library on March 20th wasn't as well attended as I'd hoped, but those of us who were there had a good time talking to many people about SQU and the QU show. Spring Retreat was great fun as usual with lots of projects started and completed. Rounding out the month was a cutting workshop to make kits for our Quilting for Others quilts.

I hope you started your Spring Cleaning in your sewing room and bring many items to sell at our Yard Sale following the April business meeting. We will be announcing the proposed slate of officers at that time. I am looking forward to our program meeting which will be "Thread Jazz for Quilting and Embellishing" by Sue Moats along with a 1/2 day workshop - Stitching Sampler.

See you sew soon,

*Lynn*

llmunch@cox.net



**DRINK GREEN—Bring your own coffee cup to our meetings!**

**And be sure to wear your nametag!**

**Minutes of the Springfield QU Business Meeting**

## March 2, 2010

The meeting was called to order by President Lynn Munch.

Carolina Diez announced that we had no guests or new members today.

The membership agreed to delay reading and approving the minutes of the February business meeting until they were printed in the March newsletter which was delayed.

Treasurer's Report: Cathy Powers – Reported a balance of \$20,630.85.

President's Announcements:

Thanks to Kitty Tyler and her team for a great Quilt Camp

The Spring Quilt-In is Sunday, March 14. Lynn showed a sample block for the drawing.

Lynn Munch has some cream batiks for people to use if they want to make a block for Susan Fernandez, the Big QU

President. These are to go with black, brown or taupe as the other half of the block. Sample blocks were shown.

QU President Susan Fernandez needs volunteers to review website proposals and

would need input by tomorrow afternoon at Big QU meeting. Kim Fess, Carolina Diez and Carolyn Eng volunteered.

VP Report: Julia Renken – National Quilting Day, Saturday, March 20 at Kings Park Library. Come and bring handwork to work on.

We will have brochures to hand out. The library is open 10AM to 6PM.

Tuesday, March 16 is lecture by Emily Martin on hand appliqué. Wednesday, March 17 is an al-day (bring your lunch) workshop - \$40 plus supplies.

Tuesday, April 20 is Sue Moats from Sulky with Thread Jazz for Quilting and Embellishing. The afternoon will be sit and sew (bring machine) - \$40 (includes kit).

Committee Chair Reports: Nominating: Sue Galasso – Need someone for President, Vice President. Newsletter: Kim Fess –

Deadline Friday, March 19. Quilt Show Rep: Kim Fess – We have 75 quilts from 35 people. We will need people to sign up for

Demos. Yard Sale: Carolyn Pic – Yard Sale is April 6. Bring your items pre-priced in 25 cent increments. Quilting for Others:

Diane Henry and Carolina Diez – On March 30 we will cutting 13" squares for quilt kits and making labels for the NICU and Soldier

quilts. Library: Loretta Shinol – Book list is on the website. Holiday Party: Roz Elliott – Nothing. Farewell Blocks: Cynthia

Johnson-Daily – I'm still collecting blocks. Refreshments: Rebecca Heinze – Thank you to those who brought goodies today. Fall

Retreat: Joan McGowan and Penny Boyanton – Collecting next payment. Be sure to add the tax. Spring Retreat: Kim Fess – Starts

March 22. Quilt Camp: Kitty Tyler – Thank you in the newsletter to Camp team and Coffee team. Door prize drawing will be after

the meeting today. Sunshine: Judy Bregman – None. Quilt Collectors: Sue Baker and Julia Renken – Completed and turned in early.

Hospitality: Beverages: Pam Leonard, Carole Bloomquist and Joy Bauer – Nothing. Bus Trip: Loretta Spittle – Everyone feels that

Spring is too busy so will aim for Fall trip (September/October). Quilt Show Boutique: Penny Boyanton – Twenty people signed up to make something.

Break

Programs: Judy Beigbeder – This is the final book review of the year: "Simply Amazing Spiral Quilts" by RaNae Merrill. Judy had

us drawing again as we made our spirals on paper as an example of the baravele style, the "twirlingest" of the spirals. She also

showed the nesting spiral, pinwheel spiral and point-to-point spiral. These quilts are worked as foundation-pieced with the foundation

of your choice, such as Sulky Solvy or foundationables. Judy showed her quilt "Dancing Dorenda." She also showed the picture in

the book of the quilt which Mary Reddington had made and the

picture in the December 2009 issue of Better Homes and Garden American Patchwork and Quilting magazine of a spiral

stocking which Mary had made.

Show and Tell: See <http://picasaweb.google.com/SpringfieldQU> for pictures.

Door Prizes: Roz Elliott – Nametag drawing won by Sallyann Morrison. Door prizes won by Nancy Vogel, Lynn Munch, Mary

Reddington, Judy Beigbeder, and Sandy Watkinson.

Meeting adjourned.

Kitty Tyler proceeded to call names for the Quilt Camp door prizes. There were 63 winners total: 32 people won one time, 14 people won twice and one person won three times. Your name was entered once for each day you attended.

Respectfully submitted by Roxana Pressnell




## Quilt Show Boutique

Once again we are planning for a great Quilt Show and part of the fun is the wonderful Boutique full of quilt related items. If you didn't sign up at Quilt Camp to donate an item we will continue gathering names at the meetings. Just one item would be welcome, make whatever is fun for you. Small things sell well, our purses went in a flash last year.....before I could get one! We will collect donations in May, or whenever you want to turn your items in. We already have two items from Camp. If you have any questions we will try to answer them. Please price your item for us if possible.

Thanks, Penny Boyanton and Jill Warren

# VP'S Corner



## APRIL 20<sup>th</sup> PROGRAM

For our April program we will have Sue Moats visiting SQU on April 20<sup>th</sup> for a morning lecture and afternoon workshop. Sue is a world-class educator on many aspects of machine quilting. The title of her program is "Thread Jazz for Quilting and Embellishing." Sue will delight us in the morning with a lecture about Sulky threads, stabilizers, and needles and provide lots of handouts. The lecture promises to be packed full of hints, tips, and breathtaking samples, inspiring each of us to "quilt outside the box."

During the afternoon workshop Sue Moats will demonstrate and teach various free-motion techniques using all the thread provided in the kits she will bring, as well as provide hand-work options and Sulky Solvy-turned appliqué techniques. This workshop is primarily a machine workshop, and is limited to the first 24 members who sign up.

The cost of the afternoon workshop is \$40, which includes the cost (\$20) of the Stitch Sampler Kit each participant must purchase. There are a few spaces left. Please see Julia Renken for signup and questions.

---

## One quilter's junk is another quilter's treasure!

### SQU Spring Yard Sale- April 6, 2010 Final Reminder!!!

If you can haul it here you can sell it; it does not have to be sewing-, quilting-, or craft-related. Please bring your items pre-priced in increments of 25 cents. Not sure how much to price your items? I suggest you price them to sell otherwise you will have to take it home again. Bring your friends and family to come shop. All proceeds go to SQU.

Thanks for all your support.

Carolyn Pic, Fundraising Chairman

---

## Fleurs de SQU – CORRECTION

In the Jan newsletter it was stated the completed blooms would be picked at June 1 meeting. During the January project introduction and on the SQU web site, the date was given as May 4.

BLOOMS will be picked JUNE 1 – web site has been corrected.

Which means I have nothing *scheduled* to entertain you with on May 4.

Judy Beigbender, Annual Programs


---

Happy birthday and congratulations to all of our SQU members who are celebrating their special days in the month of April:

Sue Baker 4/2  
Betty Grim 4/5  
Barb Sherwood 4/18  
Alice Crampton 4/26

Lucy Kinsel 4/2  
Lori Kepley 4/12  
Ellen Jaeger 4/20  
Corrie Grummon 4/26

Ann Littleton 4/4  
Peggy Evans 4/18  
Lisa Mirro 4/23



## Yummmmm! Quilters are

# GREAT cooks!

Carolyn Pic's **Fastest Cinnamon Buns** (from "Fine Cooking Magazine")

## Dough

¾ cup 4% milkfat cottage cheese  
1/3 cup buttermilk  
¼ cup sugar  
4 tablespoons unsalted butter, melted  
1 teaspoon vanilla  
2 cups unbleached flour  
1 tablespoon baking powder  
½ teaspoon salt  
¼ teaspoon baking soda

## Filling

1½ tablespoons unsalted butter, melted  
2/3 cup light brown sugar  
2 teaspoons cinnamon  
1 cup raisins

## Glaze

2/3 cup confectioners' sugar  
2 to 3 tablespoons cold milk  
1 teaspoon vanilla



In food processor, combine cottage cheese, buttermilk, sugar and melted butter; process until smooth, about 10 seconds. Add flour, baking powder, salt, and baking soda and pulse in short bursts just until dough clumps together. Don't over process. Scrape the dough out onto a lightly-floured surface and knead 4 or 5 times until smooth. Roll out into a 12" x 15" rectangle. For the filling, brush the dough with the melted butter; combine sugar and cinnamon. Sprinkle over the buttered dough. Sprinkle with raisins. Roll up jelly roll style. Cut with a sharp knife into 12 equal pieces. Set the pieces into a greased 9" or 10" round pan. Bake 20 to 28 minutes until lightly brown in a 400 degree oven. For the glaze, mix the sugar, milk, and vanilla together until smooth. Drizzle over the hot rolls; let stand for 15 minutes. Makes 1 dozen rolls.

---

## What's the QU Digest?

Since 1995, the QU Digest has been an informal way for members to network and share information between official newsletters. It's sent electronically via email. Once you subscribe, you will receive news about QU members, quilting tips, interesting websites, and pleas for missing books or fabric. There is also ongoing news on workshops by QU and other guilds, bus trips, members' news, job announcements, quilt shows, moving notices, classified ads, yard sales, etc. A submission doesn't even have to be quilt related! The QU Digest is published every few days, depending on the amount of news submitted. At the QU Digest website, you'll be able to see QU Digest archives for the last seven years, an email directory of subscribers, quilting tips, quilting websites, and other pertinent files. You must be a subscriber to the Digest in order to access the information. If you wish to subscribe to the QU Digest, contact Cindy Grisdela (McL) at [cpgrisdela@gmail.com](mailto:cpgrisdela@gmail.com).



---

## Spring retreat News

Well, it's all over now. Spring Retreat 2010 is history. A great time was had by the thirteen Spring Chickens, and—oh my!—were they ever productive!

Looking ahead, it's now official...the 2011 Spring Retreat will again be held at the Massanetta Springs Camp and Conference Center in Harrisonburg, VA, March 21-25. The price will be announced once we receive our contract. Sign-ups will begin on October 5, 2010. Space is limited. First come, first served!

---

**Share your favorite...** Each month you are invited to share your favorite...whatever. It can be your favorite restaurant, favorite book, favorite website, favorite vacation location or...whatever! This month we hear from Diane Henry who enjoys watching the live-action cameras on these two nests:

<http://phoebeallens.com/> Humming bird nest

<http://outdoorchannel.com/Conservation/EagleCam.aspx> Eagle nest

Send your input for "Share your favorite..." to: [kimfess@aol.com](mailto:kimfess@aol.com). Please!

**Monthly Hint from the Tipster** Machine stitching tension problems are tricky to resolve because there are so many variables. Next time you have a problem, try this first: Completely remove the top thread and the bobbin thread, and rethread the machine. Always thread your machine with the presser foot up. It sounds too simple a solution to work, but sometimes that's all it takes.

---

## Springfield QU Basics

If you are new to Springfield QU, here is the lowdown on SQU meetings...it's easy—we meet EVERY Tuesday at 9:30 a.m.!

- The **first** Tuesday of each month is our business meeting. It sounds like something you might want to miss, but believe me, you don't. Besides business, there is always a lot more...block of the month, meet the quilter, or whatever. "Stay tuned" to your monthly newsletter to find out what will be taking place at each business meeting.
- The **third** Tuesday of each month is our program meeting. Earlier in this newsletter there is information about the speakers and activities we will be having at each of these meetings this year.
- The **second** and **fourth** Tuesdays of each month are known as "off-Tuesdays" and are Sit 'n Sew. Come to the church; bring a quilt to baste; bring sewing; bring knitting, or just bring yourself. Sometimes our "special interest groups" also meet on these days. Whatever is going on, since Springfield QU is "where the fun is," you can be sure that there will be lots of laughter on these days.
- **Fifth** Tuesdays are the days that we devote to Quilting for Others—our on-going charitable efforts. Usually working in assembly-line fashion, we make quilts for wounded and ill soldiers or pillowcases for needy children or Christmas stockings for ECHO. Again, the newsletter will always give information about upcoming fifth Tuesday projects.

Our schedule is designed to make your calendar planning easy! Just don't ever plan anything else for any Tuesday morning; you already have plans! Yes, if you want the full "Springfield Experience," come to a meeting every Tuesday!

---

## Springfield QU - Basic Project

### Details

**Farewell Blocks for members who are moving away from our area.** Make a nine-patch block that finishes to 8 inches using 5 blue 3-inch squares and 4 unbleached muslin 3-inch squares. Sign your name, chapter and date plus a message on one of the muslin squares and heat set it with an iron.

**Quilting for Others - Soldier Quilts for wounded and ill soldiers at Walter Reed Army Medical Center.** Finished quilts can be of any design. Minimum size: 54 x 67 inches. Workshop in the Fall.

**Quilting for Others - NICU Quilts for babies in the NICU at Fairfax Inova Hospital.** Finished quilts can be of any design, but must be made from 100% cotton materials and must be washed after they are finished. Suggested size: 36 inches square. Workshop in the Spring.

**Quilting for Others - Pillowcases for ECHO.** Two pillowcases can be made from 2 coordinating yards of fabric. Use 27 inches of each for the bodies of the pillowcases and 9 inches for the cuffs.

---

## NEWSLETTER NEWS

All of the Springfield QU newsletters are available on the Big QU website, [www.quiltersunlimited.org](http://www.quiltersunlimited.org). Click on chapter, then on Springfield. You'll find the past newsletters archived at the bottom of the chapter page.

**And don't forget to send your input for the May newsletter to Kim Fess at [kimfess@aol.com](mailto:kimfess@aol.com) no later than Friday, April 23!** Your input is GREATLY appreciated!