

◆ Springfield QU News ◆

December 2005

President - Penny Boyanton
Vice Pres. - Tamara Webb
Treasurer - Francine York
Secretary - Cindy Grimord
Nominating - Kim Fess
Programs - Julia Renken
Newsletter - Kim Fess
Auction - Carolyn Pic
Welcome - Marcia Walz
Charity - Diane Henry



Quilt Show Rep – Kim Fess
Web Page Contact - Kitty Tyler
Holiday Party - Sallyann Morrison
Fall Retreat - Joan McGowan
Spring Retreat - Rebecca Heinze
Library - Loretta Shinol
Farewell Blocks - Cynthia Johnson-
Cavey
Refreshments – Abigail Dolinger
Coffee Queen – Cindy Grimord
BOM – Julia Renken
Sunshine – Cindy Grimord
Quilt Camp – Jill Redding & Julia
Renken
Secret Pals—Elli Molstad
Bus Trips – Rebecca Heinze
Summer's End Picnic – Joan
McGowan

From the President

Dear Quilting Friends,

Happy New Year 2006.....the years are coming faster than ever! Now that the holiday season is settling down, I hope we all can find some time to quilt and daydream of projects we want to get accomplished this winter. I know my list is endless, and worse since I just treated myself to a mountain of Kaffe Fassett fabrics.....willpower is something I will be working on as a New Year's Resolution. Have you made any resolutions for yourself??

Before I share all the exciting things Julia has planned to warm up our winter, I want to take a moment to thank Sallyann Morrison for the delightful holiday luncheon she planned for us. She was assisted by Loretta Spittle who made the adorable flower boxes with chocolate for each of us. A special treat this year was the musical performance by Cindy Pedder and her group "Flutonic", thanks so very much. We could have listened to their beautiful music all day. Our special thanks to all these gracious ladies for a memorable day.

December ended on a happy note for us, Lynn Munch hosted a lovely coffee at her home on Dec 20 and Julia Renken will host a morning of quilting on December 27. Thank you both!

We will draw for our Secret Pals at the Business Meeting on January 3 so fill out the necessary form and give it to Elli Molstad. We will have a busy meeting, I hope to see you there. Also in January will be a program by quilt artist Eileen Doughty on the 17th. Because we never know what the weather may bring, our snow policy is if Fairfax County schools are closed we do not meet, and if there is a two-hour delay, we meet at our regular time. January also has a fifth Tuesday so look for information elsewhere in this newsletter

from Diane Henry about our wounded soldier quilt project.

I noticed in the QU Digest that we have 71 Springfield members getting the latest information from QU and fellow members. If you are interested in signing up, please do. Begin at the QU website www.quiltersunlimited.com and be sure to let them know you are a part of Springfield QU.

We are working on revisions to our By-Laws and hope to present a few minor changes in the spring. Quilt Camp is just around the corner and I know this newsletter is full of information you can't wait to read. At our December Business Meeting Loretta Spittle was our "meet the quilter", another person that doesn't need to sleep! Thanks Loretta for sharing your collections and wonderful boundless talent with us. I wonder who Tamara has planned for us in January??

See you on January 3, bring your show and tell and those finished UFO's. Cindy will have the coffee on waiting for you, what a great way to begin a new year!

Enjoy, Penny

Summary of Minutes for Business Meeting, Dec.6

Penny called the meeting to order at 10:55am and greeted all members and guests. A motion was made to suspend the reading of the minutes with majority voting yes; one no. Francine reported that monies from the auction in November came to \$4,394.00; our current balance is \$7,861.84. Ongoing agenda items were reviewed by chairpersons, with one new item being added in January. Elli will chair a Secret Pal exchange. Loretta Spittle shared her other "passions" with us in a very interesting Meet the Quilter segment. Penny discussed other announcements but no votes were taken. Penny wished all Happy Holidays and adjourned the meeting at 11:50am. Respectfully submitted, Cindy Grimord

Personal Notes

Dear friends,
I publicly want to thank everyone in SQU for all their thoughts and prayers and love during these past months. It really made a difference knowing you all were there. Thanks!
Ann Dau

Dearest SQU members,
Thank you from the bottom of my heart for all your warm wishes and prayers for my husband, Bob. Bob will begin chemo the first week of January at Johns Hopkins and will continue testing for an accurate diagnosis. They still won't commit to a firm diagnosis. Bob continues to rest peacefully due to a great pain management team. Bob and I wish you all a very peaceful and joyous holiday season. We look forward to the hope of the New Year!
Kindest regards,
Candy and Bob Bell

SQU member Dot Belcher moved to Chesapeake, VA this past September and now lives with her son, Rhett. She was told recently that she needs knee replacement surgery but the earliest they can get to her is June of 2006. So she is limited in her ability to drive and get around. She would love to hear from folks. Her address is 3816 Stonebridge Landing, Chesapeake, VA 23321 and phone number is 757-465-8797.

My husband and I are moving to PA to an active adult community. Needless to say, we need to downsize and are selling the following: A large **Scan entertainment center cabinet**. Accommodates up to a 29" TV and has shelves for your DVD, tuner, VCR, TIVO, etc. \$125. **Ethan Allen swivel rocking chair**, red upholstery \$75. **Oriental lacquered chest**, approx. 24" high, 18" wide and 12" deep \$75. Upright freezer, old but still good \$50. Toro 18" electric lawnmower \$150. **Grandfather's Clock**, made in Germany 1890, excellent condition, \$1050. Call Robert or Sharon Hubbard (703) 451-6803 or e-mail s.hubbard4@verizon.net.

Here are two delicious holiday sweets recipes that do not require a range or oven—my specialty this year. Enjoy!

Kim

Festive Orange Balls

1 12-oz. package vanilla wafers, finely crushed

1 1-lb. box powdered sugar

1 cup chopped pecans

1 stick butter, melted

1 6-oz. can frozen orange juice, thawed

Flaked coconut

Thoroughly mix together the first five ingredients. Form into balls. Roll balls in coconut.

Notes: Wet hands when forming sticking mixture into balls. Make lime balls by substituting frozen lime juice. These treats freeze beautifully.

Vera's EZ Fudge

1 12-oz. package Toll House Semi-Sweet Chocolate Morsels

1 11-oz. can sweetened condensed milk

1-1/4 cups walnuts, chopped

1 t. vanilla

Combine the chocolate morsels and sweetened condensed milk in a large glass measuring cup.

Microwave on high for three minutes. Remove from the microwave and stir until the chocolate is thoroughly melted and smooth. Stir in the walnuts and vanilla. Spoon into a foil-lined 8-inch square pan. Smooth the mixture and refrigerate until firm.

Additions to the SQU 2005-2006 Membership Directory

Please add the following people to your 2005 - 2006 SQU Directory:

Joan Oelschlager

5902 Mt. Eagle Drive #1208

Alexandria, VA 22303-2513

703-960-2830

boelschl@cox.net

7/24

Nancy Shriber

6830 Spring Beauty Court

Springfield, VA 22152-3110

703-644-2219

If you have not yet gotten your Springfield directory, be sure to see our treasurer, Francine York, to get one. It is very handy to have!

PROGRAM NOTES FROM JULIA

Eileen Doughty Lecture and Workshop

Our next workshop presentation will be by Eileen Doughty, a local fiber artist, on January 17th. Her lecture will be entitled "Evolution of a Landscape Artist, or: The Good, the Bad, and the Arty." The workshop she will present in the afternoon will be "Landscape Sampler." The workshop is now full, but I have started a waiting list in case anyone cannot attend. If you have signed up for the workshop and have not paid for it I will release your place at the January business meeting to someone on the waiting list. If you did not receive your workshop supply list at the December business meeting please call or email me and I'll send the supply list to you.

Lotto Blocks

Congratulations to Elli Molstad who won the eleven tree blocks in November and Abigail Dolinger who won the nine tree blocks in December! Remember that you can win the lotto blocks only if you make one (or two or three) for the drawing. I'd love to see more ladies participate.

UFO Challenge

Keep up the good work and completing those UFOs! We'll finish this UFO Challenge period at the business meeting in February and draw for the remaining fat quarters during Quilt Camp.

House Blocks

Thanks to everyone who has given me or loaned me patterns for house blocks for future blocks of the month. I hope to use many of your ideas in the coming months. By the way ... I made an error on the instructions for the schoolhouse block handed out at the December business meeting. The unfinished size of the block should be 9 inches, not 9 1/2 inches.



Happy birthday and congratulations to all of our SQU members who will be celebrating their special days in the month of January:

Gene Chubb 1/7

Wendy Borgstrand 1/8

Doris Richbourg 1/15

Shirley Neves 1/18

Debra Donovan 1/31

FAREWELL BLOCKS

When a member leaves our Springfield group, she is presented with a set of blocks made by our members. Please help us maintain a supply of blocks for this purpose.

Start out with 5 blue prints 3-inches square and 4 unbleached muslin 3-inches square. Sew in a nine-patch pattern. The finished blocks should measure 8-inches square. Sign with a permanent marker, your name, date, chapter and/or any message you wish on one of the muslin squares in the nine-patch block. Heat set the message with a hot iron.

You can deliver any completed blocks to Cynthia Cavey at our meetings throughout the year. If you have any questions, please call me at 703-971-6033.

And, please, if you know that anyone is leaving during the year, please let me know of their departure date. Thank you for your help.

Cynthia Cavey

For those who like a good YARN!

Now that you have your new 2006 calendars, Kitty Tyler advises you to mark these two weekends for fiber fun:

Maryland Sheep and Wool Festival, May 6 and 7

Sheep, goats, rabbits, llamas, alpacas, dogs that herd, wool, fleece, yarn, knitting supplies, spinning wheels, demonstrations and lots of stuff you can't even imagine are at this annual event at the Howard County Fairgrounds. I've read that this FREE festival is the largest fiber festival on the East Coast, and I certainly believe it. For more details check out the website www.sheepandwool.org.

Stitches East, Baltimore, November 2 through 5

This convention is organized by the folks that publish Knitter's Magazine. The convention features classes in almost everything 'knitted' or 'yarn' by 'nationally known' knitting instructors and designers. There are the regular convention-type things for convention attendees - the classes, a style show, a banquet, etc. - but the vendor mall is open to the public. (There is a nominal charge to enter the market area.) There are vendors from all over the US and some from outside the US. Everything you have ever seen in any of the knitting magazines or read about on the internet (and a lot you haven't) is there. (The past few Stitches East have been held in Atlantic City, and it was in the Philadelphia area before that.) For more information check out the website www.knittinguniverse.com.

????????QUESTION OF THE MONTH????????

This month's question was: What interesting/funny quilting injury have you received? I only got one response. We must be a VERY SAFE group!

My most memorable quilting-related injury occurred about 20 years ago. The pain and lengthy recovery time made a lasting impression! I agreed to hand quilt a bed-sized quilt for my friend; the deadline was Christmas, only 2 or 3 weeks away. I quilted every spare minute; thousands of needlepricks made my right thumb very sore. But I kept quilting anyway to meet the deadline. I finished on time, but my thumb became infected; a quarter-sized blister of pus took a very long time to dissipate. The moral of the story: Using dirty needles is risky behavior not only for druggies but also for quilters!—Abigail Dolinger

Due to an apparent lack of interest this is the LAST question of the month!

Quilt Camp

Quilt Camp is coming soon and I hope you are all excited. I will not be at the first meeting in January so I will have the sign-up sheets at the second meeting in January and at the first February meeting. We will have coffee, tea and lunch everyday. If you want to bring snacks to share they are always welcome. The class/workshops are optional so if you want to catch up on some projects you can just come and sew.

If the instructors could e-mail me and let me know what days and times are best for them then I will make up the schedule. If any of you have any small demos you could do let me know; there is a great deal of interest in them.

Just to remind you the cost is \$5 per day which covers lunch, souvenir and workshops. There may be a supply fee for some of the workshops but that is usually nominal. We will also have door prizes! Once again Springfield is where the fun is.

If anyone has any questions before I see you all again you can e-mail me at copingwithgrace@hotmail.com.

Jill

Simply Quilts in Peril!

HGTV has cancelled Simply Quilts with Alex Anderson. HGTV has elected not to purchase new episodes of Simply Quilts from the production company, Weller Grossman. This is not Alex's decision, her desire, if possible, is to continue the promotion, development, and education of the quilting industry through her show. Beginning February, 2006 all programs on Simply Quilts will be reruns of previous shows. You can help save the most popular quilt show on network television. Please write to HGTV at the following address. HGTV, Viewer Services, 9721 Sherrill Blvd., Knoxville, TN 37932. In addition, there is currently an "on-line" petition being circulated but this could be ineffective without hard mail (do sign the petition). Let your voice be heard! Fight to keep quality quilt programs in the network schedules. Do it today and please email this information to all your quilting guilds and friends. <http://www.petitionspot.com/petitions/simplyquilts>.

SQU Charity Project

Mark your calendars for Tuesday, January 31! We're challenging all our members to team up to make quilts for our wounded or ill service men and women at Walter Reed. Working together in teams, you'll be racing to piece as many quilt tops as you can to win the competition and perhaps some special prizes!

Diane Henry is taking sign ups now for organized teams or trust her to help you make some new quilting friends! We'll be using a very quick-to-piece pattern called "Yellow Brick Trail" an adaptation of the Terri Atkinson pattern "Yellow Brick Road" (instructions are included in this issue of the newsletter)--possibly one of the easiest to piece patterns around.

Email Diane at mdghenry@aol.com or call her at 703-978-7540.

Yellow Brick "Trail"

Based on the quilt pattern Yellow Brick Road by Terri Atkinson

(Buy this pattern if you see it; you can cut and piece a quilt in just a few hours.)

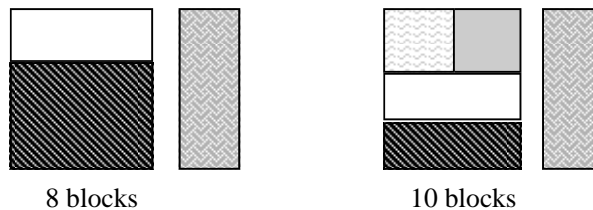
Materials – 8 fat quarters (for 45" square) plus fabric for borders (I used scraps!)
Optional: 7 fat quarters plus 1 1/2 yards for borders (cut 4 strips 3" wide and 52" long)
1 fat quarter and binding.
Backing fabric and batting in size to match quilt

Finished size-- 45" square or add 2 1/2" borders on each side for 50" square

1. Press all fat quarters. Cut 4 strips from the selvedge edge to the raw edge, one - 6 1/2" wide and three - 3 1/2" wide.
2. Sew 4 sets of strips combining different 6 1/2" strips with different 3 1/2" strips. Each set will have one strip of each size sewn on the long edge. From each set, cut two 6 1/2" units and two 3 1/2" units. Set aside the 6 1/2" units for step 6. Set aside the 3 1/2" units aside for step 7.
3. Sew 5 sets of sewn strips combining different 3 1/2" strips sewn along the long edge. From each set, cut two 6 1/2" units and two 3 1/2" units
4. Combine the units created in step 3 to make new 6 1/2" x 9 1/2" units that look like the following:



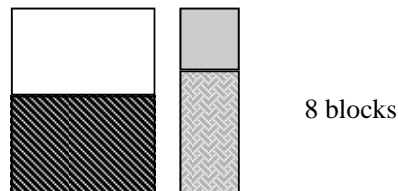
5. At this point you should still have four 6 1/2" strips and ten 3 1/2" strips from step 1 left. Cut the remaining 3 1/2" strips in half (you should have twenty 9 1/2" x 3 1/2" strips)
6. Sew the half strips from step 5 to the side of the 6 1/2" units from steps 2 and 4.



8 blocks

10 blocks

7. Cut the remaining 6 1/2" strips into four 5" x 6 1/2" units. Combine these into pairs stitching on the long edge. Stitch the long edge of each of these units with the long edge of the remaining 3 1/2" units from step 2.



8 blocks

8. You should now have a total of twenty-six blocks in three different styles. Arrange and piece into a top using 25 of the blocks. Attached borders, appliqué a cool design if desired and quilt! Save the extra block and strips for the totally scrappy quilt.

Secret Pals

We have decided to do secret pals from January 2006 to June 2006. A secret pal is someone who will think about you in the new year, make a special effort to get to know you (although you won't know who your pal actually is until June) and give you small tokens (cards, letters, a special tea, cookies, a fat quarter, etc.). If you are interested in being a secret pal please fill out the bright yellow secret pal form and bring it to the January 3 business meeting.

If you are unable to come to that meeting you may e-mail the following information to me (molstade@yahoo.com): your name; birthday (or choose a date between January and May); address; your favorite things—color, fabric, designer, books, food, music; your least favorite things; your sewing machine; other interests/hobbies; describe yourself in 10 words or less; and any other information you wish to share. Since we will also draw our secret pal's names during the meeting on January 3, I will be happy to draw your name for you.

In June we will all find out who our secret pals are—I can hardly wait!! If anyone has any ideas about fun activities to reveal the secret pals, please let me know.

A GREAT WAY TO SPEND THAT EXTRA MONEY YOU GOT FOR CHRISTMAS!

The Artful Quilter is having great holiday Savings throughout the month of December! View the specials and print out the special online coupon at www.artfulquilter.com. Happy Holidays! The shop is located at 13860-F Braddock Road, Centreville, VA 20121, phone 703 266-3250

.WARNING! WARNING! WARNING! Do NOT park on the street in front of the church; you will be ticketed. You must park in one of the church parking lots.

NEWSLETTER DEADLINE

The deadline for input for the newsletter is the Friday after each month's program meeting. That means that the deadline for the next newsletter will be January 20. Please e-mail your input to kimfess@aol.com.