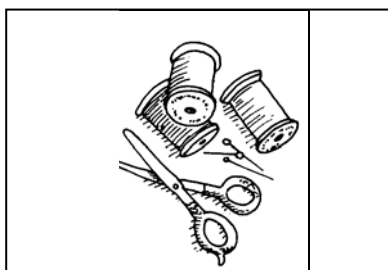

◆ Springfield QU News ◆

February 2007

President - Penny Boyanton
Vice Pres. – Julia Renken
Treasurer – Kitty Tyler
Secretary - Cindy Grimord
Nominating - Kim Fess
Programs – Aby Dolinger
Newsletter - Kim Fess
Auction -- Carolyn Pic
Quilting for Others --Diane Henry



*To encourage the quilting arts
without judging the quilt or quilter*

Quilt Show Rep – Lynn Munch
Web Page Contact – Kitty Tyler
Holiday Party – Loretta Spittle
Door Prizes – Beth Freerksen
Farewell Blocks - Cynthia Johnson-
Cavey
Coffee Queen/Refreshments – Cindy
Grimord
Library - Loretta Shinol
Secret Pals – Elli Molstad
Little Groups – Tamara Webb
Fall Retreat - Joan McGowan
Spring Retreat - Rebecca Heinze
Quilt Camp – Jill Redding
Welcome—Marcia Walz

From the President

Dear Quilting Friends,

A new year is well underway and we are meeting it head on! Our business meeting earlier this month was full of news, patterns, and ideas for all of us. Beth Freekson told us of her quilting journey, and we were wowed by what she has accomplished. Beth's use of borders to enhance her quilts gave us all some great new ideas. Thanks, Beth.

Our program meeting was to be the Too Quirky Quilters, but Kim's unexpected loss of voice required a change. Instead, Aby showed quilts she has made with friends in round robins and other groups. Aby is very prolific, and the quilts were so much fun to see. Thanks for sharing, Aby, and reminding us it isn't about the quilts; it is about the friendships. We are sure happy you are here for as long as the Army will let you stay! Look forward to hearing the Too Quirky Quilters at our business meeting on February 6. That will be a very busy day.

Beth had us cutting batiks at off-Tuesday and by the time of the program meeting she had distributed all the packets to create the squares for our donation to the Silent Auction at the big QU Show in June. We hope to sew the top together at Quilt Camp, but it may be finished before then. It is lovely. Thanks, Beth. Please bring your finished blocks in on Tuesday.

Beverly and Sue have information elsewhere in this newsletter about measuring your quilt entries for the show; two of the dates are during Quilt Camp, so it should be convenient for all of us. Jill has a great Quilt Camp lined up. There is still time to sign up if you have not. For only \$5 a day you get a special gift, have a wonderful day, learn something new, and enjoy great lunches! Sure can't beat that. Look for further information about Quilt Camp in this newsletter.

I hope you have the last Tuesday of January set aside for our Quilting for Others Workshop. I have seen several tops started and, from the sign up sheet I saw, we will have a full house. Thanks to each of you and to Diane Henry for her great motivation. Our wounded soldiers at Walter Reed will receive these quilts when completed. So far, since September, we have completed 50 quilts. Thanks to ALL of you!

How is your Mystery quilt coming?? I plan to work on mine at Spring Retreat in March. Enjoy the newsletter; see you each Tuesday, and thanks to Julia and Aby for making sure our meetings run so smoothly.

Enjoy,
Penny



Summary of Business Meeting Minutes - January 2, 2007

Penny called the meeting to order at 9:50am. She greeted members and guests with a "Happy New Year!" welcome; Marcia (welcome) introduced guests. The minutes were read from the December business meeting and members voted "yes" to accept minutes as read. Kitty, our treasurer, reported a balance of \$10,759.66 with 110 members as of today. She also indicated she still has several membership directories to give out, membership cards, SQU pins available for purchase and Fons & Porter order blanks for those interested. Additional reports given by chairpersons and as always, details can be obtained by speaking with that member or in our fantastic and very informative newsletter). Our reports included: Secret Pals (Elli); Special Interest Groups (Tamara); Newsletter (Penny for Kim); BOM and UFO challenge (Cindy for Julia); Quilting for Others Workshop (Diane); QU Show (Penny) Quilt Camp (Jill); Virginia Quilt Museum (Loretta); Refreshments (Cindy). After a break, members were treated to a "quilt journey" by Beth Freerkson in our Meet the Quilter segment. The door prizes were given out and Penny adjourned the meeting at 11:35am. Respectfully submitted, Cindy Grimord, Secretary



Treasury Notes

Please see me if you have not received your membership card, QU pin, or 2006-2007 SQU Directory. I should have these items available at every meeting. I also have the subscription forms for the Fons and Porter magazine. I have been told of one correction for the 2006-2007 Directory. Lynn Munch lives on GateWOOD Court and not on GateWAY Court. I am sorry for any confusion this might have caused anyone who attended the Christmas coffee at Lynn's home. If you know of any other corrections, please contact me. Thanks. Kitty.

VP's Corner

Meet the Quilter

We thoroughly enjoyed both Beth Freerksen's and Abigail Dolinger's presentations of their quilts during "Meet The Quilter" in January. Thank you very much to both of them! We're still looking for volunteers for March, April, May, and June. Surely there are some of you who would love to bring in your stack of quilts to share with us. If you are interested in participating and sharing your "body of work" with all of us, please contact Julia Renken to volunteer.

UFO Challenge

Thursday, February 22, the last day of Quilt Camp, is the last day to present your completed UFO in order to be eligible for the drawing from among those who have completed declared UFOs. Don't mean to "crack the whip", but let's get busy, ladies!

SQU Pins

We have many SQU pins just waiting to be purchased. They look lovely on your nametag and cost just \$2.00 each. See Julia at the next meeting to get yours.

Boxes for Soldiers

"My" soldiers, Jason Floyd and Jared Floyd, have expressed their deepest thanks to all of you who brought in food and toiletry items that were sent to them in November and December. My daughter Rebecca has given me a new list of items that Jason and Jared have said would be most appreciated:

- gift cards - Amazon, AAFES, Walmart.com, Best Buy - NOT anything for downloading like I-Tunes or the like

- beef jerky
 - dried fruit (trail mixes)
 - raisins, yogurt raisins
 - homemade cookies and other baked goods
 - drink mixes - Gatorade, PowerAid, Crystal Light - both large and small packets
 - handheld battery-operated games like Poker, Yahtzee, 20 Questions, Solitaire, etc.
- I will be sending another box to each of the guys in mid-February so if you want to send any of these items to Jason and Jared, for them to share with their platoons, please bring them to the February business meeting. Thanks. Julia

Aby's Program News

Mystery Quilt

Did you pick up Clue #5 at the January 16th meeting? Only 2 more clues to go, and your quilt will be complete! One of our sleuths who is diligently keeping up with the clues (her initials are L.S.) noticed a discrepancy in the drawing for Triangle D in the Clue #5 paperwork. As you know, Triangle D is 3-D and smaller than Triangle C. The instructions which say that "a corner of the C Triangles will extend 1/4" past the side of the D triangles" are correct. The diagram is misleading. The right-hand point of the D triangle will not reach to the 90 degree angle of the C triangle when D is placed on top of C. That is OK; just stay-stitch as the instructions direct. If this is confusing as mud, give me a call: Aby Dolinger 703-999-2549.

Program Re-Programed for February 6th

Due to illness, the Too Quirky Quilters could not perform for us on January 16th. Instead they will sing and show us quilts on February 6th. Bring a friend to share in the hilarity!

Quilt Camp Quilt Camp Quilt Camp
 Quilt Camp

When? February 20, 21 and 22 from 9:30a.m. to 4:00p.m.

What? Workshops and demos galore!



Tuesday a.m. Snowballs Table Runner class (Elli Molstad)
 Wednesday a.m. Pinwheel Baby Quilt class (Aby Dolinger)
 Wednesday p.m. Fat Quarter Tote Bag class (Kim Fess)
 Thursday a.m. Finishing techniques (Beverly Pontius)
 Tuesday p.m. Demo on straight to on-point setting (Aby Dolinger & Pam Morthimer)
 Thursday p.m. Demo on cute little drawstring bag (Loretta Spittle)

How? Sign up with Jill; pay \$5 per day, then come and have fun!!

Why? Because Springfield is where the fun is!

Who? YOU!!!

Because this newsletter is already so lengthy, the supply lists for the classes will be sent out in a separate e-mail later this week. For more info you can e-mail specific questions to me at copingwithgrace@hotmail.com. See you soon! Jill

QUILTING FOR OTHERS WORKSHOP – JANUARY 30TH

And if you haven't signed up yet—you're gonna feel left out! I have 45 signatures already, and another 5-10 of you have told me you're coming even if you haven't signed up. This may be the biggest workshop yet!

Here's a reminder of what's happening: On January 30th from 9:30-3:00 we will be making blocks and tops for quilts to give the wounded and ill service men and women in Walter Reed Army Medical Center. The plan and the pattern is easy: all of us will be working together to make as many blocks as possible from 3-inch fabric strips. (The pattern instructions were given in our last newsletter.)

Some of you have volunteered to bring **sewing machines**: Tamara Webb, Marcia Walz, Gene Chubb, Judy Beigbender (our newest member!), Cynthia Cavey, Beth Freeksen, Elli Molstad, Joyce Keating, Cindy Pedder. Thank you all for bringing your machines, thread, filled bobbins, scissors, etc! You will be sewing our 3" strips into pairs and our triangles into blocks.

Some of you have volunteered to bring **rotary cutters, 6 x 24 inch rulers and big mats**: Ellen Jaeger, Judy Bregman, Cathy Flanigan, Carolyn Pic, Joan Oelschlager, Juanita Golden, Chris Prestenbach, Peggy Evans, Lynne Baker, Judy Bartran, Nancy Vogel. Thank you all for bringing your rotary equipment. You will be cutting 3" strips from the fabric our ladies bring and cutting setting triangles from the sewn pairs of strips. And remember, I've already got about 40 yards from Peggy Evans that needs cutting! If you have the triangle ruler, bring it with your name on it. I have some extras I bought for the guild, too.

Some of you volunteered to be **helpers**: Pam Osborn, Sue Lopez, Debbie Noetzel, Betty Carnes, Pat Lane, Cindy Niles, May Kelleh, Beverly Pontius, Loretta Shinol, Sue Galasso, Beverly Fisher, Sallyann Morrison, Sallie Davis, Babs Demand, Mary Ellen Thomas, Rebecca Heinze, Jill Redding, Karen Cross, Shirley Neves, Joyce Canary, Beth Jurewicz, Denise Godfrey, Jane Leeling, Vi Saunders, Theresa Batch, Penny Boyanton, Cindy Grimord, Kitty Tyler. Thank you all for volunteering as helpers. You will need to bring a pair of scissors (Wear them on a ribbon around your neck to keep track of them.) and will be helping our sewers sew pairs of strips and blocks, ironing strips, sorting triangles into blocks, setting up refreshments and lunch, spelling the sewers and the rotary cutters, etc.

Since so many of you are coming, I figure there won't be enough of me to go around; so here are my first lieutenants for the day and the areas they will be in charge of:

Cindy Grimord – food and refreshments
Peggy Evans – rotary cutting station
Vi Saunders – ironing
Kitty Tyler – sorting triangles into blocks and blocks into tops
Diane Henry/Sue Galasso – sewers and helpers

It is also important that our refreshments be adequate. PLEASE NOTE THE AMOUNTS YOU NEED TO BRING! Drop your item with Cindy Grimord when you arrive. Here is the list of who signed up for what:

Snacks (enough for 12): Cindy Grimord, Marcia Walz, Joyce Keating, Bev Fisher and Nancy Vogel.

Luncheon:

- | | |
|--|---|
| 1 bunch celery cut into sticks – Cynthia Cavey | 1 pound baby carrots – Peggy Evans |
| 1 jar ranch dressing – May Kelleh | 1 bag Costco dinner rolls – Kitty Tyler |
| 1 bag Costco dinner rolls – Betty Carnes | 1 bag Costco dinner rolls - Diane Henry |
| 1 1/2 pounds sliced Black Forest ham – Rebecca Heinze | |
| 1 1/2 pounds sliced Black Forest ham – Penny Boyington | |
| 1 1/2 pounds sliced smoked turkey – Jill Redding | |
| 1 1/2 pounds sliced roast beef – Loretta Shinol | |
| 1 plate assorted cheese slices – Chris Prestenbach | |
| 1 plate assorted cheese slices – Marilyn Coffman | |
| 1 container each of mustard and mayo – Beth Freeksen | |
| 1 salad to serve 12 – Carol Snitzer | 1 salad to serve 12 – Karen Cross |
| 1 salad to serve 12 – Beverly Pontius | 1 salad to serve 12 – Vi Saunders |
| 1 large bag of chips – Judy Bartran | 1 large bag of chips – Carolyn Pic |
| 1 large bag of chips – Sallie Davis | 1 two-liter Diet Coke – Tamara Webb |
| 1 two-liter Coke – Shirley Neves | 1 two-liter Sprite – Peggy Evans |
| 1 two-liter Diet Coke (decaf) – Elli Molstad | 1 two-liter Coke (decaf) – Lynne Baker |
| 1 fruit tray – Carolyn Pic | 1 fruit tray – Beth Jurewicz |
| 1 dessert item (serve 12) – Cathy Flanigan | 1 dessert item (serve 12) – Pat Lane |
| 1 dessert item (serve 12) – Denise Godfrey | |



Call 703-978-7540 or email mdghenry@aol.com if you have any questions. Thank you all for your efforts and again let me tell you how humbled I am to see your response and how grateful I am for your support of our ministry! The pattern may be easy, and the day may be all fun, but our mission is important: let's show our service men and women how much we appreciate their sacrifices for our country!

FALL RETREAT

We still have a couple of openings if anyone is interested. The price this year is \$225.00: a \$35 deposit and two payments of \$95.00 each, one in March and one in May. If you haven't been before, Fall Retreat is a laid-back weekend of sewing, eating and lots of fun from Thursday afternoon until Sunday morning. There will be some demos linked with the weekend's theme. The retreat is held in New Windsor, Maryland, about an hour and a half away. The time it takes to get there depends on whether you stop at Sisto's Fabric Store in Frederick on the way. They offer us a 20% when we let them know we are coming as a group. It's a great weekend. Joan McGowan, Fall Retreat Chair

QUILT SHOW NEWS

The Quilt Show entry deadline is coming soon. We will be photographing and measuring quilts for the Quilt Show on February 13 from 9:30 to 11:30, February 20 from 9:30 to 11:30 and February 22 from 1:00 to 3:00pm. Your quilt should be "show ready," which means the binding, the hanging sleeve and the label are all on. It may not be bigger than 120" x 120". The quilt or a portion of it (raffle blocks) must have been made by you. You may not submit an antique quilt made by your grandmother; sorry! We have seen many beautiful quilts at Show and Tell and hope they will all be entered in the show. If you have questions, feel free to call Sue Baker at 703-323-6832 or Beverly Pontius at 703-323-8709.

Jamestown Challenge

A very big thank you to all SQU members who so enthusiastically participated in the Virginia Quilt Museum Jamestown Challenge. I suspect that before the projects were finished, my name was taken in vain a few times. All of the SQU quilts are different and beautiful. The names of participants, in no particular order:

Tamara Webb and grandson

Penny Boyanton

Sallyann Morrison

Aby Dollinger

Loretta Spittle

Springfield Chapter




The show will hang at the Quilt Museum from February 3 until May 28 and at some point will go to Williamsburg. What a group you are! Joan was very impressed that we would have so many from one guild. Thanks so much again. I love you all. Loretta

Culinary Expressions

Thank you to Beth Freerkson, Pham Thuan, and Jill Redding for our refreshments at the business meeting and to Jodi Ziemer, Julia Renken, Juanita Golden, Chris Prestenbach and Bonnie Campbell for the refreshments at our program meeting. *On deck for the February business meeting are: Roz Elliott, Mary Kelleher, Joyce Keating, Pat Lane and Sallyann Morrison.* Ending on a "lite" note, we have begun and will continue to be serving skim milk for coffee and tea and fruit at every meeting. Thanks again for volunteering your time for this; you make these mornings so inviting, warm and pleasant! Cindy Grimord

And here's the recipe for the wonderful **Cinnamon Swirl Loaf** that Sue Galasso recently brought in:

7 to 7-1/2 cups all-purpose flour
2 packages active dry yeast
2 cups milk
1 cup sugar, divided
1/2 cup shortening
2 teaspoons salt
2 eggs
1/2 cup sugar
2 teaspoons cinnamon



In a large mixing bowl combine 3-1/2 cups flour and the yeast. In a saucepan heat the milk, 1/2 cup of the sugar, the shortening and salt just until warm (115-120 degrees), stirring constantly to melt the shortening. Add this to the dry mixture in your mixing bowl; add eggs. Beat at low speed with electric mixer for 1/2 minute, scraping sides of bowl constantly. Beat 3 minutes on high speed. By hand, stir in enough of the remaining flour to make a moderately soft dough. Turn out onto lightly-floured surface and knead till smooth and elastic (5-8 minutes). Shape into a ball. Place in lightly greased bowl, turning once to grease surface. Cover; let rise in warm place till double (about 1 hour). Punch dough down; turn out on lightly-floured surface. Divide in half. Cover; let rest 10 minutes. Roll each half into a 15x7 inch rectangle. Brush entire surface with water. Combine the remaining 1/2 cup sugar and ground cinnamon. Spread half of the mixture on each rectangle. Roll dough up as for jelly roll, beginning with the narrow side. Seal along the edge and ends. Place, sealed edge down, in 2 greased 9x5x3-inch loaf pans. Cover and let rise in warm place until almost double (35-45 minutes). Bake at 375 degrees until done, 35-40 minutes. If crust browns too quickly, cover with foil the last 15 minutes of baking. Remove bread from pans and cool on wire rack. Drizzle with confectioners' icing. Makes 2 loaves.

Confectioners' Icing (optional)

1 cup sifted powdered sugar,

1/4 teaspoon vanilla

Stir in enough milk to make it thin enough to drizzle over the cooled loaves.



WE NEED YOU!



Now is the time of year when we begin to think about the future—next year, to be exact. Yes, we are beginning our search for the people who will lead us in the 07-08 club year. Springfield QU needs candidates for the offices of President, Vice-President, Secretary and Treasurer. Also, we are required to submit one person's name to run for a Big QU office. Elected offices on the Big QU Board are President, Vice-President, Secretary, Treasurer, Nominating Chairman and Quilt Show Chairman. Please consider running for an office. If you have any questions about the job descriptions for these offices or want to submit your name, please contact the SQU Nominating Chairman, Kim Fess at 703-239-0324 or at kimfess@aol.com. Help make a difference!



Happy birthday and congratulations to all of our SQU members who will be celebrating their special days in the month of February:

Nancy Vogel 2/6

Pam Osborn 2/12

Denise Godfrey 2/14

Pat Bowsby 2/16

Chris Prestenbach 2/18

Marion Parham 2/26

Quilters Share...

I find that I enjoy buying clever rulers that are *supposed* to make my cutting quicker for my newest project. Funny thing...once I bring them home from the quilt shows, I'm at a blank on how to use them. For those of us that own the series of EZQuilt rulers, go to: www.ezquilt.com. I wish I would have known about this web site eight years ago when I bought the Easy Angle, Companion Angle and Tri-Recs tools! EZQuilt also has a lot of FREE patterns available. The quilts are smaller, like the Holiday Lights Mantle Scarf. They're just right for a quick fix of a quilt well made with a FREE pattern. LOVE that! Another, favorite free quilt web site is: <http://www.freequiltpatterns.info/index.htm#QuiltPatternCatagories> My clocks stop when I start looking at the different patterns. A majority of patterns are free, but there are a few quilt shops that offer their *one time use* free quilt patterns as well. Try your own hand by googling free quilt patterns or some of your favorite quilt tools to see what you can come up with. I'm sure you will be inspired to use one of the patterns listed. Lisa Langlais

If you have odd spoons around your kitchen or basement that you wish to get rid of, I am collecting odd spoons to use for teas at the Virginia Quilt Museum. They do not need to be fine quality; I would rather use a metal spoon than plastic. I like the sound of tinkling spoons against teacups. Please do not buy any; I am just starting with all of you to see if there are any discards. I haven't perused the thrift shops yet, thought I would see how many discards I might find first. Thanks as always. Loretta Spittle

INQUIRING MINDS WANT TO KNOW . . . BY ABY DOLINGER

During and after the "Meet the Quilter" presentation on January 16, several ladies asked questions which deserve more detailed answers than I gave at the time:

How many hours to you sew/quilt per day?

I would really love to sew about 4 hours a day, but sometimes I have other commitments (like housework) which preclude such a lengthy stay in the sewing studio. I generally average about 20 hours a week; it's like a part time job, I suppose.

How do you make "perfect" Flying Geese units?

For small Flying Geese, I prefer the 1 rectangle/2 squares method. For larger Flying Geese, I enjoy using the "4x4 Flying Geese Ruler": 1 large square and 4 small squares. (This method wastes less fabric and produces 4 units which measure the perfect size.)

Where do you store all your quilts?

I decorate with many; my walls are covered with quilts. I have a cedar chest full; I lined the chest loosely with paper so the cedar won't darken the quilts over time. My linen closet only has one shelf of sheets; I store towels in the respective bathrooms; the other shelves hold folded bed and wall quilts. A low stool in the living room holds a stack of recently made quilts that I hope to exhibit in the QU show in June. Several quilt racks hold several quilts each. And then, there's the laundry basket of quilts I showed you on Tuesday . . . I don't know where I got them or where I'm going to put them now! (Two of my sons are now married; maybe their wives would like a quilt or two!)



Confucius say quilter with UFOs will quickly find herself out of space.

Places to Go and Quilts to See

February 3 – May 28 – “Jamestown Challenge Quilts,” “Come Home to Virginia Quilts” from the VQM Collection, Virginia Quilt Museum, Harrisonburg, VA (www.vaquiltmuseum.org).

February 20, 21, 22 – Springfield QU Quilt Camp, 9:30 – 3:30 each day, Grace Presbyterian Church, Springfield, VA.

February 22-25 – Mid-Atlantic Quilt Festival XVIII, Hampton Roads, VA (www.quiltfest.com).

March 9-11 – Rose Hill Quilt Show, Frederick, MD (www.rosehillquiltshow.org).

March 10-September 16 – “Quilts in a Material World: Selections from the Winterthur Collection,” Winterthur Museum, Wilmington, DE (www.winterthur.org).

April 12-15 – Quilters’ Heritage Celebration, Host Farm Resort, Lancaster, PA (www.qhconline.com/artman/publish/).

April 25-28 – American Quilting Society Annual Show, Paducah, KY (www.americanquilter.com).

April 27-29 – “Crazy for Quilts,” Friendship Star Quilters annual quilt show, Montgomery County Fairgrounds, Gaithersburg, MD (www.friendshipstar.org).

May 3 – Spring QU Annual Meeting followed by lecture by Sally Schneider (Confessions of a ScrapManiac), 7:00pm, Robinson High School, Roberts Road, Fairfax, VA.

May 4-5 – Sally Schneider workshops “Kansas Troubles – Not” and “Laurel Wreath”, time and location to be announced.

June 1-2-3 – 34th Annual Quilters Unlimited Show and classes at Dulles Expo Center, Chantilly, VA.

Confucius say dust bunnies are quilter’s favorite pet.

NEWSLETTER NEWS

The deadline for the next newsletter will be February 23, the Friday after our program meeting.) Please e-mail your input to [**kimfess@aol.com**](mailto:kimfess@aol.com). I would appreciate it if you would send your copy in the body of your e-mail rather than as an attachment and keep any formatting to a minimum. That will help to save me time.

