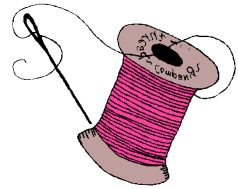


And sew on...



Newsletter of the Springfield Chapter of Quilters Unlimited February 2010

Our 2009-2010 Volunteers

President—Lynn Munch	VP—Julia Renken
Treasurer—Cathy Powers	Secretary—Roxana Pressnell
Nominating—Sue Galasso	Programs—Judy Beigbeder
Newsletter—Kim Fess	Auction—Carolyn Pic
Quilting for Others—Diane Henry & Carolina Diez	Door Prizes—Roz Elliott
Quilt Show Rep—Kim Fess	Library—Loretta Shinol
Holiday Party—Roz Elliott	Web Page Contact—Lynn Munch
Farewell Blocks—Cynthia Johnson-Daily	Refreshments—Rebecca Heinze
Fall Retreat—Joan McGowan	Spring Retreat—Kim Fess
Quilt Camp—Kitty Tyler	Sunshine—Judy Bregman
Membership/Welcome—Carolina Diez	Bus Trip—Loretta Spittle
Quilt Collectors—Sue Baker, Beverly Pontius, Julia Renken	
Coffee—Pam Leonard, Carole Bloomquist & Joy Bauer	

Hi Ladies,

I've just put my red and cream hearts quilt out to celebrate Valentine's Day and February. Don't you love February? To me, it means Quilt Camp, Valentine chocolates, the days are noticeably getting more daylight, the hellebores and witch hazel bloom and yet there is still a chance for a surprise snow day to spend piecing and quilting. And did I mention chocolate candy?

A LOT of you are looking forward to Quilt Camp! Kitty Tyler and Judy Beigbeder have blown me away with their preparations! Springfield certainly is "where the fun is"! February is also when we need to submit our quilt show applications, so get busy and finish them up (the quilts and the paperwork). It would be fabulous if we could have one quilt per member in the show!

Our January program meeting was absolutely terrific. We had a great turnout to watch, laugh, and sing with our own Rebecca Heinze and Kim Fess. I hope you all enjoyed it as much as I did. On January 12th, we had a meeting about quilting for others. Diane Henry has summarized the results later in the newsletter. We had an Executive Board meeting after the program meeting. Roxana will post the minutes in this newsletter.

Please consider whether or not you want to contribute something to the Quilt Show Boutique. This is where we can sell items, with all proceeds returning to the chapter. Last year we were very successful. I will be asking for a show of interest at our business meeting.

I know it is early, but put March 14 and March 20 on your calendar now. March 14 is the QU Quilt-in (see your QU Newsletter for details) and March 20 is National Quilting Day. Julia Renken has a write-up about a plan for us to celebrate!

See you sew soon.

Lynn

llmunch@cox.net



Minutes of the Springfield QU Business Meeting January 5, 2010

The meeting was called to order by President Lynn Munch.

Carolina Diez announced that we had one guest today: Barbara Sherrill and a new member: Linda Murphy.

The membership approved the minutes of the December business meeting as printed in the January newsletter.

Treasurer's Report: Cathy Powers – Absent, no report.

President's Announcements:

Correspondence: Penny Boyanton - Read a thank you note received from the 20th Eng Battalion at Fort Hood, TX.

The Big QU meeting was last month and the raffle tickets are available at \$1 each or 6 for \$5. Francine York volunteered to sell and keep track of the tickets.

Off-Tuesday, January 12 will be a meeting about Quilting for Others.

There will be an Executive Board meeting after the Program on January 19 (elected officers and any other committee chairs who want to attend).

Fairfax QU invites you to come along for a fun ride (bus trip) to the Hampton show on February 25.

The Spring Quilt-In is Sunday, March 14. More info is in the Big QU Newsletter.

VP Report: Julia Renken – January 19 program will be Too Quirky Quilters. February 16-18 is Quilt Camp. March program is Emily Martin, appliqué teacher, with a lecture on Tuesday, March 16 and full day workshop on Wednesday, March 17.

Committee Chair Reports: Nominating: Sue Galasso – Out sick. Need someone for President, Vice President and Treasurer. Newsletter: Kim Fess – Deadline is January 22. Quilt Show Rep: Kim Fess - None. Yard Sale: Carolyn Pic – Yard Sale is April 6. Quilting for Others: Diane Henry and Carolina Diez – If you haven't filled out a survey form, please fill out one and turn in today. ECHO will not need stockings this year, just pillowcases. Library: Loretta Shinol – Some books are brought to each meeting; the complete list is on the SQU website. Holiday Party: Roz Elliott – It was wonderful. Farewell Blocks: Cynthia Johnson-Daily – None. Refreshments: Rebecca Heinze – Thank you to the ones who brought goodies today. Fall Retreat: Joan McGowan and Penny Boyanton – None. Spring Retreat: Kim Fess – The date is March 22-26, \$363 and there is one space available. Quilt Camp: Kitty Tyler – February 16, 17, 18 from 9:30AM to 3PM and is \$6 per day. Turn in form and money today. Sunshine: Judy Bregman – Absent. Quilt Collectors: Sue Baker and Julia Renken – Two copies of the quilt form are needed for each quilt you want to enter in the QU Quilt Show. Hospitality: Beverages: Pam Leonard, Carole Bloomquist and Joy Bauer – None. Bus Trip: Loretta Spittle – More info at the February business meeting. Programs: Judy Beigbender – The Calendar Gals for January are on the website and there are two strips this month. Les Fleurs de SQU: Judy's project was shown. Instructions: Choose three colors from Behr paint chart matching your initials to the paint colors; cannot use a floral print at all unless a tonal; incorporate a flower into the project using your choice of application (appliqué, piecing, etc.); have to use the 10" square provided in the project (it can be cut up); use the paint name and initials in a sentence; and there are no size requirements.

Break

Show and Tell: See <http://picasaweb.google.com/SpringfieldQU>

Door Prizes: Roz Elliott – Nametag drawing won by Rebecca Heinze. Door Prizes won by Joyce Cameron, Kim Fess, Carol Bloomquist, Lori Kepley, and Joyce Keating.

Meeting adjourned at 11:20AM.

Respectfully submitted by Roxana Pressnell



OFFICIAL SQU WEATHER CANCELLATION POLICY


At this time of year it is important to remember our official policy:

If the Fairfax County schools are closed because of inclement weather, SQU will NOT meet that day.

If the Fairfax County schools open late because of inclement weather, SQU will meet at its normal time.



VP'S Corner



March 2010 Program and Workshop

Emily Martin from Woodbridge, VA is coming to our Guild on March 16 & March 17. For the past 30 years Emily has been satisfied to stitch pieced quilts. Then the introduction to appliqué was made and life took a new direction. She is the mother of five, grandma to eleven, and husband of one fine gentleman. Teaching experience started in her kitchen to friends and has branched out to multiple fabric stores and guilds. For the past several years she has had the privilege of teaching at Elly Sienkiewicz's Appliqué Academy in Williamsburg. In addition she has taught at the Appliqué by the Bay seminar in Lewes, Delaware and the Road to California Conference.

Program on March 16 – Emily will present a trunk show entitled “Addicted to Appliqué, My Journey.”

Workshop on March 17 (9:30-3:00) - Emily will be teaching needleturn appliqué with freezer paper on top with off-unit appliqué. The project being taught is a floral wall hanging. A sample of the project should be available at Quilt Camp. The cost of the workshop is \$40.00 paid to SQU with an optional \$20 paid to Emily for a kit of fabrics (if desired).

Please see Julia Renken to sign up for the workshop.

SQU QUILT CAMP

FEB 16 – 17 – 18



Start packing your bags for camp! Everyone who has already registered and paid for camp should have received a confirmation email, supply lists for workshops, and other emails concerning camp. If you haven't received these emails, or have other questions, please contact me as soon as possible. The registration deadline is 2 February (the February business meeting). All patterns and kits must be paid for at that time also.

Please complete any assigned homework/preparations before you come to camp. You will want to be able to dive right in to the workshops.

There is a large group of campers this year, so we will all have to cooperate so that everyone will have a good 'camping experience' while sharing the limited space and resources. Table space will be tight, so please do not bring any projects that require a lot of space (i.e., basting quilt layers, laying out a lot of blocks, etc.).

Volunteer assignment emails will be sent out after the February business meeting.

Kitty Tyler

DRINK GREEN—Bring your own coffee cup to our meetings!


And be sure to wear your nametag!



Singing and Sewing

At the February 2 meeting I will be reviewing Ricky Tims' book Rhapsody Quilts. Audience participation will be included so you can learn how to create your own original design. As always this has been a learning experience and I will share my tips and short-cuts. The Fairfax Library has about 10 copies of this book - in case you want to check it out to follow along.

Judy Beigbeder, Annual Programs



Quilting for Others – the Survey Results are In!

Thank you to all of the 48 members who took time to fill out our Quilting for Others 2009 Survey. Your input will help guide our efforts and we appreciate it! Since this year has been a little discombobulated because of my family needs, I thought would be a good time for us to make a self assessment of what we like and don't like about Quilting for Others and what we want to change if anything. Here are the results:

Participation

Most people surveyed attend at least 2 or more workshops per year. The primary reasons why someone doesn't participate are: being otherwise busy or out of town or being new to the group. Only 2 respondents indicated that they are long-term members and don't attend the workshops.

Focus

We recognize that there are many important needs in our community and that all those needs are significant and need attention. We also recognize that Springfield QU cannot meet all those needs on its own. In order to focus our efforts on the needs of people of most concern to our members, we asked you to rank a list of needs in order of your concern. I know none of you took that part of the survey lightly. Based on the results of the ranking, our group would prefer to focus its efforts on wounded and ill soldiers and sick or underprivileged children and adults from our local community. These results were backed up by the selection of activities the respondents preferred: quilts for wounded or ill soldiers, baby quilts for the Fairfax/INOVA NICU and pillowcases for Echo. The group also indicated a strong interest in making quilts for Fairfax County Foster Care and Adoption services.

Workshops

The true/false section of our survey was designed to evaluate the way the workshops are organized. Overwhelmingly, the group enjoys working together as a group as compared to working on their own individual projects at the workshops. They also are equally willing to work on projects at home supporting our decision to make kits from projects that cannot be finished during our regular workshop hours. The only hindrance indicated by the respondents was the size of the finished quilts. About three out of every 4 of our respondents answered that they could not machine quilt projects larger than 50" x 50".


While most respondents preferred the assembly line approach to organizing the workshops, many respondents also liked working as teams, and half the respondents indicated that they could use a "Get It Finished" workshop to help finish up their projects. Most people also answered "FALSE" when asked if we were doing too many "Quilting for Others" activities. We plan on mixing things up a bit in the coming year to keep things interesting and fun for everyone.

Conclusions

Based on the results of the survey and the discussion from our group meeting on Tuesday, January 12, 2010, we are going to basically keep the Quilting for Others activities as they have been for the past couple of years. We will keep making lap quilts for the wounded and ill soldiers at Walter Reed Army Medical Center, and those quilts must be a minimum of 50" x 50" in size—larger quilts are welcome but will not be required. We would like to provide at least 50 quilts a year to Walter Reed. We will continue to make pillowcases for the children of clients of Ecumenical Community Helping Others (ECHO) here in Springfield. We would like to provide at least 200 pillowcases per year to ECHO. We will continue to make baby quilts for the NICU, and those quilts should be 36" x 36" in size and made from 100% cotton materials. We would like to provide at least 8 quilts a month to the NICU.


I also want to thank the 10 ladies who volunteered to help organize and run our Quilting for Others efforts. We will be organizing a committee this spring to plan our upcoming activities. I am looking forward to sharing the blessing this ministry has been to me and to see the new ideas and enthusiasm they bring to our plans!

You guys rock, Diane Henry



Quilters Unlimited Quilt Show

June 4, 5, 6, 2010



Show Time is a Comin'

The Big QU Quilt Show is not held until early June, but to allow time for the layout committee to do its job, we must have all the photographs and measurements to the committee in February. Therefore, we will be accepting your application forms and photographing and measuring your quilts for the Big QU Quilt Show on:

1. off-Tuesday, February 9, from 10:00-11:30.
2. (during Quilt Camp) Tuesday, February 16, from 10:00-11:30 and Thursday, February 18, from 1:00 - 2:30.
3. off-Tuesday, February 23, from 10:00 - 11:30.

Quilts eligible to show must be no more than 115 inches on any one side. The quilts need to be "show-ready" meaning that the quilt has a label, a hanging sleeve and a carrying sack. The label must have the quilt name, your name, Springfield chapter, and optional phone number and be attached to the lower right corner (as you look at the quilt from the back). This label can simply be muslin written on with Magic Marker then basted to the quilt. The hanging sleeve must be 4-inches deep and the width of the quilt. A carrying sack with an identical label as on the back of the quilt is required but not until we actually collect your quilt in May. We are giving you a break this year and requiring only **1** copy of the application for each entry. We have copies of the entry form and directions for the hanging sleeve or you may download the form and the regulations at www.quiltersunlimited.org. Click on quilt show. We have seen many, many beautiful quilts go across the stage for show & tell throughout the year so we figure that we are going to be really busy registering quilts for the show. Don't disappoint us ladies! Sue Baker, suebaker@cox.net, 703-323-6832, or Julia Renken, julia.renken@att.net, 703-352-2016.

Quilt Show Program Ads

As we have in the past, SQU will be purchasing an ad in the Quilt Show Program. The Quilt Show Board also invites QU members to purchase ads to promote their businesses or services whether or not they are quilt related. March 1, 2010 is the deadline.

Program Ads Sizing and Pricing are below:

Full Page (7.83in. x 9.91 in.) \$215.00

½ Page Horizontal (7.83 in. x 4.94 in.) \$138.00


½ Page Vertical (4.85 in. x 3.87 in.) \$138.00

¼ Page Horizontal (3.87 in. x 4.85 in.) \$ 77.00

¼ Page Vertical (3.87 in. x 4.85 in.) \$ 77.00


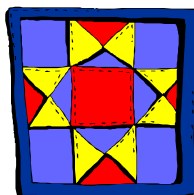

Business Card (3.90 in. x 2.41 in.) \$ 50.00

Acceptable formats: Adobe PDF (Preferred), Illustrator (.AI or .EPS format), Photoshop (.TIF or .EPS format). All formats must be printer ready. What you submit will not be altered prior to production. Hard copy format will not be accepted. If .pdf files are submitted, please make sure the fonts are embedded. If sending in a disc, please include any fonts or images used. This program will be printed in black and white. Do not send color images; use grayscale only. If photographs are scaled in your artwork, please make sure they are scanned at 300 dpi or higher for optimal printing. Please make sure the photo included on your disk is either in .tif or .eps format, not .jpg or .jpeg. Deadline: March 1 for ad copy and final payment, Make checks payable to: Quilters Unlimited. Send to: Quilters Unlimited, c/o Lynn Purple, 1616 Woodstock Lane, Reston, Virginia 20194. Please include the following with your check: Business Name, Business Address, Contact Name, Telephone, Email Address, Position on full page ads for an additional cost of \$60.00 (Yes/No), (Check for availability), Requested ad size, Amount Remitted. Hope to see you in the 37th Annual Quilt Show program. If you have questions, please call Lynn Purple at (703) 467-0322.



SQU 2008-2009 Challenge Revisited

Did you complete an 'Ugly Fabric' Challenge last year? Would you like to display it in a group exhibition at the 2010 QU Show? If so (and the quilt wasn't in the 2009 Show), let the quilt collectors know the quilt is part of a challenge/group exhibit when you fill out the quilt show form in February.



National Quilting Day – Quilt in Public

March 20, 2010 is National Quilting Day. In honor of our special day we will “Quilt in Public” (think sit-in while peacefully quilting) at the Kings Park Library. We have received permission from the library branch manager to “take over” the library for the day, from 10am to 4pm.

Our vision is for as many Springfield QU members as possible to bring handwork – piecing, appliqué, hand quilting – and occupy any available chair in the library for as long as you like. We will have SQU and QU and QU show fliers available to hand out to any of the public who stop to talk with you. In addition we have reserved the smaller meeting room, which will be continually manned, as a place to safely leave your purse while you are in the library, as well as to have table space to baste small quilts on a first come, first served basis.

We want to show the public just how “cool” quilting is and share our art form with as many people as we can.

No sign-ups ... just please come for an hour or all day. Mark your calendar!

--Julia Renken

One quilter's junk is another quilter's treasure!

Are you going stir crazy? The cold weather getting you down? Maybe it's time to clean out that sewing room, basement, attic or hall closet and bring your white elephants to the SQU Spring Yard Sale, April 6, 2010. This is your chance to get rid of all kinds of things from your home. Items don't have to be sewing-related; if you can carry it in, you can sell it! The only requirements are that you PRE-PRICE your items in 25-cent increments and remember that YOU MUST TAKE YOUR UNSOLD ITEMS HOME!!! And be sure to bring your checkbook on April 6. You'll be surprised by all the goodies you will find. All proceeds go to SQU to help fund our programs.


Thanks for all your support!

Carolyn Pic, Fundraising Chairman

SQU Library

Winter!! The perfect time to either quilt or curl up with a quilting book for inspiration. Now's the time to check the SQU library's selection of books. Just go to the Springfield chapter at quiltersunlimited.org, and then scroll down the page to the library. If there is a book you wish to check out, please contact the librarian by phone or email. Then, happy quilting. Librarian: Loretta Shinol, 703-866-3984, lbshes@msn.com

Books! Books! Books!



As a group we can purchase books from the American Quilter's Society at discount. The secret is we must purchase 7 or more books at a time to get the best deal. To see what books are currently available, go to www.americanquilter.com and hit book sale. All current books will be listed with two prices - retail and member. When we purchase books in quantity, our purchase price is discounted about 30% off retail. The Librarian has the AQS book info with her at the meetings and she will take orders. But remember, to get the best price we must order 7 books or more. So get together with your friends and take advantage of this benefit. P. S. While on the website, check out the sale books. Many are up to 50% off!

Happy birthday and congratulations to all of our SQU members who are celebrating their special days in the month of February:

Nancy Vogel 2/6


Pam Osborn 2/12

Maureen Gray 2/17

Patty Freitag 2/9

Sandy Watkinson 2/13

Chris Prestenbach 2/18



Share your favorite... Each month you are invited to share your favorite...whatever. It can be your favorite restaurant, favorite book, favorite website, favorite vacation location or...whatever! This month Judy Beigbeder is our contributor:

"Little Itty Bitty Thread Catcher--I know you ladies never have to un-sew a seam -- but I do on occasion. Heretofore those little bitty thread snips always found their way to the floor after I shook them off my raggedy finger tips. No more! A scrap of useless cotton batting (6" sq?) allows me to wipe my fingers across it or just drop those bits and there they stay. You can place the batting on the table top or if you are sitting in a chair just drape it across your thigh or chest -- it's not going anywhere very fast. When it gets full you can shake it off -- no not onto the floor! Or just wad it up and trash it."

Send your input for "Share your favorite..." to: kimfess@aol.com. Please!

Nominations

Sue Galasso, our nominating chair, is looking for people to take spots on the Springfield QU Board for the 2010-2011 term. If you want information on the requirements of each job, please contact Sue or any of the people currently filling those positions. Help keep Springfield "where the fun is"! Sue will also be looking for nominees for the Big QU board positions.

Spring Retreat

The final payment of \$121 is due on February 2. I will not be at that meeting. Please give your payment to our treasurer, Cathy Powers. Thanks.

Kim Fess, Spring Retreat Chairman

Monthly Hint from the Tipster

Before making a quilt from a book or magazine check their website for corrections. I recently cut and started sewing Kimono Rose from the Fons & Porter Mar/Apr 2009 issue and realized too late that two of the pieces were sized too small. After going to their web site I saw they had corrections for lots of issues/items, including Kimono Rose. Sew.....**CHECK THE WEBSITE, then measure twice, cut once!**

Judy Beigbeder

*A note from former SQU member **Aby Dolinger**, who is now living in Stuttgart, Germany, "I am excited to tell you that my design, Pinwheel Panache, is featured in the March 2010 issue of "McCall's Quick Quilts." Quilters can read all about it at http://www.quickquilts.com/articles/Pinwheel_Panache
I taught a similar design at the SQU Quilt Camp several years ago; you saw it first at SQU!"

*And from **Barb Sherwood**, "For the little oven mitts that I had at show and tell, I used this online tutorial, <http://www.savvyseams.com/apt/ovenmitts1.pdf> with the following changes:

- I replaced the battings she used with Insul-Bright (available at JoAnn's).
- I used 2 layers of Insul-Bright batting in the bottom of the mitt, and one layer of it in the top (in the half-circles). I strongly recommend the additional layer in the bottom.
- I made self binding.
- I made the half-circle pieces on top a bit longer, so that there is only about an inch between them in the center of the mitt when finished.
- I used a tightly woven (batik) fabric for durability. Remember to use a 100% cotton fabric if you don't want to melt your mitts!"

*Also from **Barb Sherwood**, "Several people have asked me for a pattern or instructions for the reversible string quilt that I showed at Show and Tell. The technique and the pattern that I used are described in a book by Sharon Pederson, "Reversible Quilts: Two at a Time." She also has a sequel, "More Reversible Quilts: 11 New Projects," which also describes the technique. Both books are published by Martingale Press and are available at Amazon.com as well as at quilt shops. The FCPL has 7 copies of the second book in various libraries around the county."

***Carolyn Pic** sends this note, "The Workhouse Arts Center (aka old DC Prison in Lorton on Rte 123) is hosting the Northern Virginia Bead Society- Designer Challenge Exhibition January 9-31."To appreciate and participate in the visual arts through beads.' I volunteer as a docent at the Workhouse and have found it to be a really neat place with some interesting history. The Suffragettes were incarcerated there for a short time for picketing the White House. So was Norman Mailer for protesting the Pentagon during the Viet Nam War. Check out their web site for upcoming events and classes <http://workhousearts.org/>."

Springfield QU Basics

If you are new to Springfield QU, here is the lowdown on SQU meetings...it's easy—we meet EVERY Tuesday at 9:30 a.m.!

- The **first** Tuesday of each month is our business meeting. It sounds like something you might want to miss, but believe me, you don't. Besides business, there is always a lot more...block of the month, meet the quilter, or whatever. "Stay tuned" to your monthly newsletter to find out what will be taking place at each business meeting.
- The **third** Tuesday of each month is our program meeting. Earlier in this newsletter there is information about the speakers and activities we will be having at each of these meetings this year.
- The **second** and **fourth** Tuesdays of each month are known as "off-Tuesdays" and are Sit 'n Sew. Come to the church; bring a quilt to baste; bring sewing; bring knitting, or just bring yourself. Sometimes our "special interest groups" also meet on these days. Whatever is going on, since Springfield QU is "where the fun is," you can be sure that there will be lots of laughter on these days.
- **Fifth** Tuesdays are the days that we devote to Quilting for Others—our on-going charitable efforts. Usually working in assembly-line fashion, we make quilts for wounded and ill soldiers or pillowcases for needy children or Christmas stockings for ECHO. Again, the newsletter will always give information about upcoming fifth Tuesday projects.

Our schedule is designed to make your calendar planning easy! Just don't ever plan anything else for any Tuesday morning; you already have plans! Yes, if you want the full "Springfield Experience," come to a meeting every Tuesday!

Springfield QU - Basic Project

Details

Farewell Blocks for members who are moving away from our area. Make a nine-patch block that finishes to 8 inches using 5 blue 3-inch squares and 4 unbleached muslin 3-inch squares. Sign your name, chapter and date plus a message on one of the muslin squares and heat set it with an iron.


Quilting for Others - Soldier Quilts for wounded and ill soldiers at Walter Reed Army Medical Center. Finished quilts can be of any design. Minimum size: 54 x 67 inches. Workshop in the Fall.

Quilting for Others - NICU Quilts for babies in the NICU at Fairfax Inova Hospital. Finished quilts can be of any design, but must be made from 100% cotton materials and must be washed after they are finished. Suggested size: 36 inches square. Workshop in the Spring.

Quilting for Others - Pillowcases for ECHO. Two pillowcases can be made from 2 coordinating yards of fabric. Use 27 inches of each for the bodies of the pillowcases and 9 inches for the cuffs.

What can you get from one fat quarter?

- 99 2" Squares
- 50 2-1/2" Squares
- 42 3" Squares
- 30 3-1/2" Squares
- 20 4" Squares
- 16 4-1/2" Squares
- 12 5" Squares
- 12 5-1/2" Squares
- 9 6" Squares
- 6 6-1/2" Squares



Surprising isn't it!!!

NEWSLETTER NEWS

All of the Springfield QU newsletters are available on the Big QU website, <http://www.quiltersunlimited.org>. Click on chapter, then on Springfield. You'll find all of the past newsletters archived at the bottom of the chapter page.

And don't forget to send your input for the February newsletter to Kim Fess at kimfess@aol.com no later than Friday, February 19! Your input is GREATLY appreciated!