

---

---

# ◆ Springfield QU News ◆

---


---

January 2006

---

---

President - Penny Boyanton  
Vice Pres. - Tamara Webb  
Treasurer - Francine York  
Secretary - Cindy Grimord  
Nominating - Kim Fess  
Programs - Julia Renken  
Newsletter - Kim Fess  
Auction - Carolyn Pic  
Welcome - Marcia Walz  
Charity - Diane Henry



Quilt Show Rep – Kim Fess  
Web Page Contact - Kitty Tyler  
Holiday Party - Sallyann Morrison  
Fall Retreat - Joan McGowan  
Spring Retreat - Rebecca Heinze  
Library - Loretta Shinol  
Farewell Blocks - Cynthia Johnson-  
Cavey  
Refreshments – Abigail Dolinger  
Coffee Queen – Cindy Grimord  
BOM – Julia Renken  
Sunshine – Cindy Grimord  
Quilt Camp – Jill Redding & Julia  
Renken  
Secret Pals—Elli Molstad  
Bus Trips – Rebecca Heinze  
Summer's End Picnic – Joan  
McGowan

## From the President

Dear Quilting Friends,  
What happened to January?? It is gone and I haven't accomplished a fraction of what I had planned. Several warm days were great, and I get distracted easily.

Our January meetings were great fun, we were all eager to get back together after the holidays and share all our comings and goings. Tamara told us all about her beautiful lace making as our "Meet the Quilter" on the 3rd, the laces were stunning and her description of her journey to learn this delicate art was very interesting. Can you believe she is an accomplished tap dancer as well? There are no ends to her many talents, thanks so much Tamara.

The blotto block this month is a paper-pieced pine tree, a great way to practice a way of piecing many of us have avoided. Julia says it is easy so I plan to make at least one before our meeting. I hope you will too. I still need to make my nametag; how long have I been here? Please do wear your name tag, we have 105 members and we want all our newcomers to feel welcome and get to know us. After all, Springfield **is** where the fun is!!

If you took home one of the blocks Abigail put together for the big QU Silent Auction please remember to bring your completed block to the February business meeting. She has a new project for us too.

Eileen Doughty inspired us with her wonderful program on the 18th. Eileen showed us how her quilting arts have grown and refined over time. Her

collection is impressive and it was wonderful to hear the techniques and ideas behind each one. Those of us that signed up for the workshop are well on our way to making creative trees, houses, flowers and so much more. Too bad the boiler was broken that morning. I understand it was fixed by late afternoon and we should be nice and warm from now on.

I hope February 21, 22, and 23 are highlighted on your calendar. Quilt Camp is just around the corner. If you haven't signed up yet please talk to Jill. She has lined up great new ideas for us to learn each day. If you want to work on your own projects instead that is fine too. Look for Jill's article later in this newsletter.

Our "Wounded Soldier" workshop on January 31 is ready to go. If you haven't signed up and find you can join us please do. We will have a great day of sewing and friendship, all organized by Diane, and at the end of the afternoon we should have a bunch of quilt tops to quilt at home and then they will be delivered to Walter Reed Army Medical Center.

In March we are the lead for the Big QU Quilt-In so be ready to volunteer your help when Kim asks. The planning group has come up with some great ideas for a fun Sunday afternoon.....think Olympics and Kim will fill in the rest!!

Secret Pals got off to a great start, I hope you are having fun with that. Finish up that UFO by the next meeting so you have a chance at winning the basket of fat quarters. I have one done and one to go. Enjoy reading this newsletter; it is full of information and great ideas. Spring will be here before we know it!!


See you all each Tuesday,

Penny

## **Summary of Minutes - January Business Meeting**

Penny called the meeting to order at 9:50am and greeted members and guests. She also thanked those responsible for putting on a great Christmas luncheon. No VP report other than to continue to encourage members to buy SQU pins. A motion was made to dispense with the reading of the December business meeting minutes by the secretary; all approved. A summary of the minutes are in the newsletter. Our treasurer reported a balance of \$10,161.81 and a membership of 105. Julia reviewed programs; Diane reviewed our upcoming workshop for soldier quilts on January 31st. We were treated to another spectacular "Meet the Quilter" segment by Tamara Webb with her discussion of her passion for lace making. She had a great show and tell, as well. After the break, additional announcements were made by Kitty regarding the need for volunteers for the Kings Park Library exhibit; Abby discussed the QU auction quilt, supplying packets for those who wish to participate in making a block. Newsletter deadline is January 20th. More info from Jill to come on quilt camp. Show and Tell was great, as always, and Penny adjourned the meeting at 11:45am.

Respectfully submitted, Cindy Grimord



## Quilt Camp...Quilt Camp...Quilt Camp

Time for fun!! I am very excited about our upcoming quilt camp; we have some great workshops planned. The agenda is as follows:

### **Tuesday, February 21**

9 a.m.-- Meet, greet, sign in, coffee, pastry

10 a.m.-- Pet screen workshop. Learn to make a nifty zippered bag from pet screening. Contact Kim Fess ([kimfess@aol.com](mailto:kimfess@aol.com)) for your supply list.

Noon-- Lunch. Pizza will be provided.

1 p.m.-- "Liberated wedding ring" workshop. Learn to do "the only quilt that didn't give Dot Belcher a headache." A fun, free-form, no-rules approach to quilting. Contact Alice Richbourg ([Arichbourg@verizon.net](mailto:Arichbourg@verizon.net)) for a supply list.

### **Wednesday, February 22**

9 a.m.-- Meet, greet, sign in, coffee, pastry

10 a.m.-- Press and seal demo. Learn all the ways that quilters are now using the new kitchen product, Press and Seal.

Iron elbow demo. Learn how to move your blocks from your design wall to your sewing machine. This cannot be easily explained; you must see it!

Free sewing time with door prizes and I am hoping to get the Too Quirky Quilters to do a little sing along although I am not sure we can afford them with their current level of fame.

Noon—Lunch. Submarine sandwiches will be provided.

1 p.m.-- Crazy Quilted museum bag . Make a beautiful crazy-quilted bag. Here is the supply list if you want to participate: 1/2 yard foundation fabric canvas or duck cloth works well, muslin is too flimsy. Assorted fabric strips cut 3" by anywhere from 3 to 12 inches long. You can use any fabrics-- brocade, silk, lame, linen, as long as the fabric isn't too sheer it will work. Also bring things to embellish--ribbon, thread, beads etc... 1/2 yard beaded trim. 1/2 yard lining fabric I like to use home dec fabric for the lining; quilting cottons work well too. Cord or whatever you want to use for your strap. This can be made as long or as short as you want it. You could also use the wooden or plastic handles if you want. Also basic sewing supplies, machine with a zigzag stitch and bring your extra presser feet. Mat, ruler, rotary cutter, scissors, thread.

### **Thursday, February 23**

9 a.m.—Meet, greet, sign in, coffee, pastry

10 a.m.—Fabric postcard class. Learn the techniques for making fabric postcards. Contact Sallyann Morrison ([cmorrison@prodigy.net](mailto:cmorrison@prodigy.net)) for a supply list.

Noon—Lunch. Soup will be provided.

1 p.m.—Binding demo. Learn a nifty way to put together the two ends when attaching your binding.

Wrapping gifts with fabric demo. Hints and techniques for wrapping packages in fabric

Closing ceremonies.

We will have door prizes all through camp and, of course, the special gift that each participant receives. The cost of quilt camp is \$5 per day. Although not required, it is most helpful if you sign up before quilt camp so we have an idea of how many people will be there for purposes of planning. And remember...you can come to quilt camp and do your own thing. But whatever you do, bring your childhood spirit of adventure and get ready to have fun!!

See you there! Jill

# PROGRAM NOTES FROM JULIA

## Eileen Doughty Lecture and Workshop

I hope everyone enjoyed Eileen's lecture on January 17<sup>th</sup>. Those of us who took her workshop learned some valuable techniques in the making of fiber landscape pictures. We were fortunate to be able to move to the smaller and warmer room downstairs and most of us stayed until 4pm. I think it would be great if the workshop participants would share with the rest of the chapter their "landscape samplers" at a "show and tell" in the near future.

## Annette Ornelas Lecture and Workshop

On to the next guest lecturer and workshop ... Annette Ornelas, from Fayetteville, NC, author of "Peeled Back Patchwork," will be our guest lecturer at the program meeting on March 21<sup>st</sup>, and will present a workshop that afternoon. Annette has developed a unique method of "curved piecing" without sewing curves, and I hope you will be intrigued by her quilts. I will begin taking signups at the February business meeting for the workshop, and should have a sample of the workshop project at that time.

## UFO Challenge

Don't forget that the business meeting on February 7<sup>th</sup> is the deadline for completion and showing of your UFO's for the fat quarter drawing. I hope this UFO challenge has been rewarding for those who have participated. We'll hold the fat quarter drawing on the first day of Quilt Camp, drawing names from those who completed UFO's.

## Future workshops

I'm beginning the search for lecturers and workshops for next year and welcome suggestions from all SQU members. Please let me know of instructors you've enjoyed, workshops you think will be interesting, techniques you'd like to learn. In order to benefit the most from some quilt instructors it may be desired to have an instructor hold a 6-hour workshop on the Wednesday following our program meeting ... I would like feedback on how many members would be interested and would participate in such workshops.




**Happy birthday** and congratulations to all of our SQU members who will be celebrating their special days in the month of February:

Ruth Veazey 2/9

Pat Bowsby 2/20

Judy Sheldon 2/23



## Quilt Show News

February 27 is fast approaching! What's February 27? It is the deadline for applications for entries in the QU quilt show. Yes, all of the quilts in our annual show are done by members like you and me and we all need to display our quilts in order to have a show. Any quilt that is less than 120-inches on every side and has not been shown in the QU show before is eligible. And this year there is no limit on the number of quilts (dolls, garments) you can show. So pull out your quilts and bring them in on February 7, 14, or 21 to be measured and photographed by our quilt collectors, Beverly Pontius and Sue Baker. Applications will be available at our meetings and can also be found online at [www.quiltersunlimited.org](http://www.quiltersunlimited.org). We have terrific quilters in Springfield QU and we want to "show off" at the show June 2, 3, and 4. We need all levels of quilters from beginning to advanced to display their works. Please plan to participate! For more information, contact one of the quilt collectors.

Other exciting quilt show news...the classes are back! After a one-year hiatus the QU quilt show will again feature classes by internationally-known quilters. Check out the class list at our web site [www.quiltersunlimited.org](http://www.quiltersunlimited.org). And sign up soon. Spaces will fill rapidly.

---

### **The first big quilt show of the year—the Mid-Atlantic Quilt Festival—is coming!**


And this year it promises to be better than ever. The show (which used to be commonly referred to as the Williamsburg show) will be in its new location, the fabulous new Hampton Roads Convention Center in Hampton, Virginia, February 23-26. And this year the Mid-Atlantic Quilt Festival and all of its companion shows – the Mid-Atlantic Wearable Arts Festival, the Quilt & Vintage Annex and the Mid-Atlantic Fiber Arts Fair—will all be under one roof, along with the vendors, workshops and lectures. Additionally all of the official hotels will be linked by shuttle bus to the Convention Center. Mark your calendar and plan to make the trip.

If you don't want to make the trip yourself, there are a couple of bus trips that are going from this area:

The *Fairfax Chapter of Quilters Unlimited* is sponsoring a bus trip on February 23, 2006. The trip cost is \$41.00 per person. For more information call Nancy Padgett at 703-352-2031.

The *Maryland Chapter of the American Sewing Guild* is sponsoring a bus trip on Saturday, February 25, 2006. The trip cost is \$35 for ASG members and \$40.00 for non-members until January 31. After that, the cost will be \$40 and \$45. For more information contact Helen DeRoo at 301-871-2128 or [hfpdr@comcast](mailto:hfpdr@comcast).

Go to [www.quiltfest.com](http://www.quiltfest.com) for detailed information about the show, the vendors, the workshops and the lectures. See you in Hampton!



# HOSPITALITY

On January 3rd, we enjoyed edible goodies from the kitchens of Judy Bregman, Marcia Walz, Alice Richbourg, and Cathy Flanigan. On January 17 Marcia Walz, Anne Argentieri, Sallyann Morrison, Abigail Dolinger and Vickie Basham brought delicious refreshments. Thank you so much, ladies!

Those who volunteered to bring snacks on February 7 are as follows: Ellen Jaeger, Joan Oelschlager, Kim Fess, and Roz Elliot.

Following is the recipe for the delicious almond cake the Marcia Walz brought:

## Scandinavian Almond Cake

Beat well:   1-1/4 c. sugar  
                  1 egg  
                  1-1/2 tsp. pure almond extract  
                  2/3 c. milk  
Add:           1-1/4 c. flour  
                  1/2 tsp. baking powder  
                  1 stick melted butter or margarine

Mix well.

Spray pan\* with Pam or cooking spray. Sprinkle sliced almonds on bottom of pan. Pour in batter. Bake at 350 degrees for 40 to 50 minutes. Edges must be golden brown. Cool in pan before removing. Cake will break if removed too soon. Sprinkle with confectioner's sugar.

\* To make this cake I use a special German loaf pan that measures 12" x 5" x 2" deep and can be found at specialty cooking stores. It looks more like a French bread pan than a standard loaf pan. Your cooking time may vary based on the type of pan you use.

---

## Quilt show Silent Auction Donations

A big "thank you" to all the quilters who donated 6" squares of Christmas conversation prints. We'll have enough to make 2 quilt kits to donate to the silent auction at our QU quilt show in June.

The following ladies picked up a kit for a 12" block for the sampler quilt our chapter will make and donate: Tamara Webb, Julia Renken, Anne Allen, Judy Bregman, Elli Molstad, Sallyann Morrison, Joan Oelschlager, Marcia Walz, Penny Boyanton, Loretta Spittle, Kim Fess, and Carolyn Pic. If you need help or extra fabric, give Abigail a call at 703-999-2549. Please complete your blocks by February 7.

If you are pouting because you didn't make it to the front table quickly enough to pick up a block kit, don't fret. You'll have another chance at the business meeting on February 7! Abigail and Judy Bartran have adapted a Civil War sampler pattern for a wall quilt using reproduction fabrics. Fifteen ladies are needed to each stitch a 6" block for this donation quilt.

---

## Quick Notes

*Bonnie Miller* writes that a number of people have asked about the quilt magnets that she has on her car. To get your own "Quilts-to-Go" magnets, go to [www.Fabri-Kate-Tions.com](http://www.Fabri-Kate-Tions.com).

*Penny Boyanton* says "maybe it's a hoax, maybe not, but just in case it's not": The first week of January, all cell phone numbers are being released to telemarketing companies and you will start to receive sales calls. You will be charged for these calls. To prevent this, call the following number from your cell phone: 888-382-1222. It is the National DO NOT CALL LIST. It will only take a minute of your time. It blocks your number for 5 years. You can also go to [www.donotcall.gov](http://www.donotcall.gov).

# SQU Charity Project

**Thank you, ladies,** for your terrific response to our Charity Workshop for the wounded and ill servicemen and servicewomen at Walter Reed. So far, 36 of you, in 7 teams, have volunteered to come and make quilt tops with us on Tuesday, January 31 at 9:30 a.m.

At the end of this message, I have summarized the various teams (teams have been given a number designation-**and have been updated as of 1/17/06**). **Please review this list for accuracy and note that if your group had fewer than 5 members, I may have added a name or two to your group. You will be responsible for contacting and making arrangements with your group!** We hope that our day of working together will not only make beautiful quilt tops but also beautiful friendships.

First let me thank, **Loretta Spittle** for her generous offer to make Colonial Vegetable Soup as part of our lunch during the workshop! The guild will be providing sandwiches from Subway to go along with our soup so all you have to bring is a drink (coffee and hot water will also be provided by the guild). Loretta told me she makes this great soup totally from scratch--even the broth is homemade--I can't wait. If you would like to bring a snack or dessert to share, thank you, that would be appreciated--please let me know what you plan to bring.

Now, on to the mechanics of the day. **Each group needs to bring** at least one sewing machine (with all accessories needed to sew--pins, scissors, thread, powerstrip, etc...) and a good rotary cutter and ruler. The guild has cutting mats and we will set up two irons and two big boards to serve as ironing stations. If you want, you can bring an iron and board for your team or your own cutting mat to avoid waiting in line--but I don't think that is necessary. It would be great if we did one quilt top for every member of each team, but we are shooting for as many as we can get done. **I am relying on you guys to organize your own team needs. Let me know if you have any problems or questions.**

The day will begin at 9:30. **Please arrive and have your stations set up by 9:45.** At 9:45, I will demo to everyone how to get started on this easy pattern, and the teams will be off and running. Kitty Tyler and I will be available to answer questions as needed. We have the room until 3:30.

There will be special **door prizes** for everyone and two special team prizes--one for the team that shows the most team spirit and a "grand" prize for the team that makes the most tops.

**The instructions and fabric requirements for the quilt top we will be making were in the last newsletter. If you do not have them, e-mail me and I will send them to you in a WORD file.** I will also have some "extra" fabric at the workshop. Not enough for everyone to make a quilt, but at least some fat quarters to help with substitutions and a few "kits" with 8 fats in jacquard or flannel fabrics.

I think that is all for now. Please contact me, Diane Henry, if you have questions or comments. My phone number is 703-978-7540 and my email is [mdghenry@aol.com](mailto:mdghenry@aol.com).

*Thanks again, Diane*

Team 1-Karen Cross, 703-455-4301  
Bonnie Miller, 703-924-1110  
Genene Chubb, 703-912-6885  
Cindy Pedder, 703-644-5945  
Pat Lane, 703-550-9159

Team 2-Alice Richbourg, 703-815-8610  
Cindy Niles, 703-250-6461  
Betty Carnes, 703-780-8131  
Anne Allen, 703-978-5973  
Doris Richbourg, 703-971-2860

Team 3-Joan Oelschlager, 703-960-2830  
Anne Argentieri, 703-493-9572  
Lynne Baker, 703-941-2118  
Gloria Boone, 703-352-0402

Team 4-Abigail Dolinger, 703-999-2549  
Marcia Walz, 703-451-7801  
Elli Molstad, 703-644-0996  
Cheryl Roberson, 703-339-4468  
Penny Boyanton, 703-527-2976

Team 5-Babs Demand, 703-256-5679  
Sallie Davis, 703-256-0252  
Donna Maccubbin, 703-971-3678  
Cynthia Cavey, 703-550-9159  
Shirley Neves, 703-256-9160

Team 6-Cathy Flanigan, 703-212-7345  
Carolyn Pic, 703-440-1491  
Rebecca Heinze, 703-765-2380  
Sue Baker, 703-323-6832  
Beverly Pontius, 703-323-8190

Team7-Tamara Web, 703-960-6131  
Joyce Canary, 703-339-1120  
Joyce Keating, 703-933-0271  
Judy Bregman, 703-960-5047  
Ruth Loftgren, 703-491-6359  
Bev Fisher, 703-569-3765

Helpers-Kitty Tyler, 703-451-5267  
Loretta Spittle, 703-451-2578  
Diane Henry, 703-978-7540

---

## Messages for Secret Pals

Thank you Secret Pal for the really thoughtful, inspirational gift. The card was beautiful too and it really brightened my day. Marcia Walz

What a hoot! Thanks Secret Pal! Kim Fess

---

## FAREWELL BLOCKS

When a member leaves our Springfield group, she is presented with a set of blocks made by our members. Please help us maintain a supply of blocks for this purpose.

Start out with 5 blue prints 3-inches square and 4 unbleached muslin 3-inches square. Sew in a nine-patch pattern. The finished blocks should measure 8-inches square. Sign with a permanent marker, your name, date, chapter and/or any message you wish on one of the muslin squares in the nine-patch block. Heat set the message with a hot iron.

You can deliver any completed blocks to Cynthia Cavey at our meetings throughout the year. If you have any questions, please call me at 703-971-6033.

And, please, if you know that anyone is leaving during the year, please let me know of their departure date. Thank you for your help.

Cynthia Cavey

---

**WARNING! WARNING! WARNING! Do NOT park on the street in front of the church; you will be ticketed. You must park in one of the church parking lots.**

---

### NEWSLETTER DEADLINE

The deadline for input for the newsletter is the Friday after each month's program meeting. That means that the deadline for the next newsletter will be February 24. Please e-mail your input to [kimfess@aol.com](mailto:kimfess@aol.com).