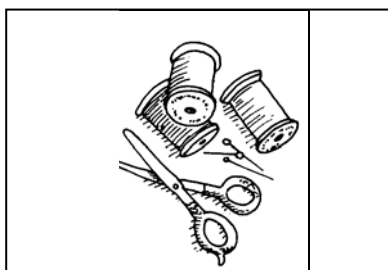

◆ Springfield QU News ◆

January 2007

President - Penny Boyanton
Vice Pres. – Julia Renken
Treasurer – Kitty Tyler
Secretary - Cindy Grimord
Nominating - Kim Fess
Programs – Aby Dolinger
Newsletter - Kim Fess
Auction -- Carolyn Pic
Quilting for Others --Diane Henry



*To encourage the quilting arts
without judging the quilt or quilter*

Quilt Show Rep – Lynn Munch
Web Page Contact – Kitty Tyler
Holiday Party – Loretta Spittle
Door Prizes – Beth Freerksen
Farewell Blocks - Cynthia Johnson-
Cavey
Coffee Queen/Refreshments – Cindy
Grimord
Library - Loretta Shinol
Secret Pals – Elli Molstad
Little Groups – Tamara Webb
Fall Retreat - Joan McGowan
Spring Retreat - Rebecca Heinze
Quilt Camp – Jill Redding
Welcome—Marcia Walz

From the President

Dear Quilting Friends,

Happy New Year 2007.....the years seems to come faster all the time! I hope you have had a wonderful holiday season surrounded by those you love and found a few minutes to quilt a few stitches. Our Holiday Luncheon was a big success and everyone had a great time. Thanks to Loretta, Loretta, and Sallyann for all the planning. We were entertained again this year by "The Flutronics" and our own Cindy Pedder...music from heaven. We were all in the holiday spirit after our luncheon together!

Last week Lynn Munch opened her home once again for a lovely morning of holiday cheer. We never pass up an opportunity to spend time together. Thanks so much Lynn; you are a generous and gracious hostess.

As we look to the new year, for our January Business Meeting please look over your BATIK fabrics and bring in a fat quarter of one or more. The quilt we want to make for the Silent QU Auction will be made from light, medium, and dark value BATIKS. We hope to start collecting the fabric in January so we can cut kits to distribute. Helen Richards has agreed to lead this project and she will share more information at our meeting. The more you can share the prettier the quilt will be; all colors are welcome!

Don't forget Show and Tell items. Have you finished a UFO? See you all soon. We will begin focusing on the Quilt Show and all the beautiful quilts we will be seeing there, but first, there is lots of work to be done!!

Now for those resolutions.....not!!
Enjoy, Penny





W I N T E R

VP NOTES FROM JULIA

Nametag Drawing

Beginning with the January meeting we will have a special door prize drawing each business meeting. In order to be eligible for the drawing you must wear your handmade fabric nametag (nametags written on paper will not count!). We're doing this in order to encourage everyone to wear their own nametag. Your nametag can be this year's star, last year's house, the basket from the year before, the traditional spring beauty pattern, or even one you made when a member of another guild, as long as it's handmade. There will be a basket on the welcome table with slips of paper on which to write your name ... please write your name on a slip of paper and deposit the paper in the basket when you arrive in the fellowship hall.

Meet the Quilter

A huge THANK YOU to Elli Molstad for bringing in her stack of quilts and sharing them with us at the December business meeting. At the January business meeting Beth Freerksen will be the "Quilter We Meet." Then in February Abigail Dolinger will present many of her friendship quilts. If you are interested in participating and sharing your "body of work" with all of us please contact Julia Renken to volunteer.

January Business Meeting

Celebrate the New Year with SQU! Attend our business meeting on Tuesday, January 2nd at 9:30 a.m. Hear our plans for 2007. Enjoy coffee and treats with your quilting friends; find out how they spent the holidays. Pick up a ticket for a door prize, and "Meet the Quilter" - Beth Freerksen.

January Program

Prepare to be entertained and delighted with the Too Quirky Quilters on January 16. Our own Kim Fess and Rebecca Heinze will intermingle songs with a trunk show of quilts. Invite a friend and show her that SQU is definitely "where the fun is."

Mystery Quilt

Super Sleuths, are you solving the clues and engaged in the case? Or are you stymied and frustrated? Only three more clues are necessary to solve the enigma! Look for Clue #5 at the January 16th meeting and Clue #6 at the February 6 meeting.

Treasury Notes


The 2006-2007 SQU Directory is available for pick up at any meeting or off Tuesday. If you are unable to pick it up in person, please send me your mailing address, and I will mail one out to you. Please pick up your membership card if you have not already done so, or send me a stamped, self addressed envelope and I will mail it to you.

Please turn in reimbursement requests and receipts as soon as possible after the expense is incurred – and cash those checks promptly. Thanks, Kitty.

Quilting for Others

Celebrate 2007 making Quilts for Others!

After just one official meeting in early December, we've already had a great beginning response for participation in our upcoming Quilting for Others Workshop. On Tuesday, January 30, 2007 from 9:30-3:00 at the church, we will be working in an assembly-line approach making scrappy blocks for our latest quilt for others design.



Scrappytown, USA
50"x50"

The quilt is amazingly easy to piece. It is made of 25 ten-inch blocks. Each block is made from four triangles. I used the *Companion Angle* to cut these triangles. You can get this ruler at JoAnne's for \$9.99. I have purchased 4 for us to use at the workshop--don't feel obligated to purchase this ruler unless you want one.

I am taking sign-ups now for helpers to support our sewers and rotary cutters. I will also be bringing a food sign-up sheet to our January Business meeting.

I know this workshop will be one of the most fun gatherings we've ever had, **YOU DON'T WANT TO MISS THIS!**

The quilts will be for wounded and ill soldiers up at Walter Reed. Please bring **2 yards each** of dark and light fabric, please do not bring fat quarters. (NOTE: THIS IS THE CORRECTED AMOUNT OF FABRIC YOU NEED TO BRING. I told the wrong amount at the December business meeting). If you want to get a jump start, cut your fabrics into 3-inch strips across the width of the fabric. We will all be using strips from each other so the scrappier the better. I'm leaning towards the quilts being predominately red, blue, off white, white, gold but am open to discussion. This is a great chance to use up your patriotic scraps, but stripes, plaids, or any fabric in the color scheme will work.



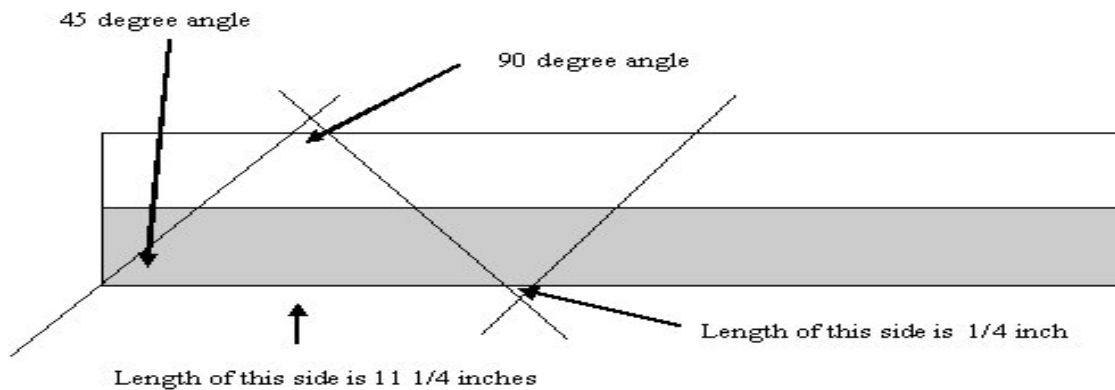
Directions for the January Quilting for Others Workshop Quilt.

Fabric Requirements: Assorted darks: 1 1/2 yards total; Assorted lights: 1 1/2 yards total; Border fabric: 1 1/2 yards (for strips cut lengthwise, if you want to cut crosswidth and use some type of cornerstone, you will need 5/8 yards of the border fabric and enough scraps to make the corner pieces); binding and backing 3 1/8 yards. **Or**, make the quilt out of 25 blocks and leave off the border. You will need 2 yards of each of assorted darks and lights (at least 20, 45" long strips of each.) (WE WILL MAKE THIS VERSION AT THE WORKSHOP.)

It is much easier to use the *Companion Angle* cutting tool to make the triangles.

Cutting instructions:

Darks and Lights for blocks: cut 3" strips cut across the width of the fabric. Sew assorted pairs comprised of one dark and one light strip. Sew along the long edge. Cut the triangles from these pairs using the *Companion Angle* or other tool. Flip the tool every time you cut a triangle. From each strip set you will get 2 triangles with one value on the bottom and 3 triangles with the other value on the bottom. REMEMBER, you will need an equal amount of each kind of triangle, so start cutting half your strips with the dark strip on the bottom. Cut the other half with the light strip on the bottom



Borders: cut 5 1/2" strips.

Backing: Cut selvages from the fabric. Cut the backing fabric into two pieces each 56 1/4" long (half the 3 1/8 yards length). Cut one piece 14 x 56 1/4. Sew this piece to the other half of the backing fabric for resulting backing 56 1/4 x 56 1/4. Cut binding from the remaining fabric.

Copyright 2006 - Diane Graf Henry. Please do not copy by any means including electronic forwarding without written permission from me. Thanks. Call me 703-978-7540 or email me mdghenry@aol.com with questions, Diane Henry.



Culinary Expressions

Here is the recipe for the delicious sausage that Diane Henry brought to the pre-Christmas off-Tuesday at Lynn Munch's house.

Nancy's Hamburger Sausage

- 5 pounds fatty hamburger
- 4 tablespoons Morton's quick curing salt
- 1 1/2 tablespoons mustard seed
- 2 1/2 teaspoons coarse ground black pepper
- 1 teaspoon garlic powder
- 5 teaspoons liquid smoke

Day 1: Mix all ingredients and store in a plastic bag in the fridge.

Day 2 & 3: Knead the plastic bag for 3-5 minutes.

Day 4: Form into logs (8" x 2") place on rack in pan and bake for 8 hours at 175 degrees. Turn logs after 4 hours. Refrigerate or freeze.

Note: We leave out the liquid smoke and smoke our logs in a smoker at 175 degrees for 8 hours. You may also make smaller logs. We still cook them 8 hours.



Sweet Hot Mustard

- 1 cup sugar
- 1 cup vinegar (I use tarragon vinegar.)
- 1/2 teaspoon salt
- 4 ounces Coleman's dry mustard
- 3 eggs

Use a hand blender to blend all the ingredients. Cook in a double boiler until good and thick scraping sides and bottom constantly.



And here is the recipe for the super-easy gingerbread cookies that Kim Fess brought to Lynn's.

Cranberry-Orange Gingerbread Pillows

- 1/4 cup cranberry jam or preserves (I used cranberry chutney.)
- 1/2 teaspoon finely shredded orange peel
- 1 18- to 20-ounce roll refrigerated gingerbread cookie dough
- 2 tablespoons all-purpose flour

Orange Icing:

- 1 cup powdered sugar
- 1/2 teaspoon finely shredded orange peel
- 3 to 4 teaspoons orange juice

Preheat oven to 375 degrees. Line two cookie sheets with foil (or better yet use Silpat mats); set aside. For filling: In a small bowl, stir together jam and orange peel. Place cookie dough in a large bowl; knead in the flour. Divide dough in half. On a lightly floured surface, roll each dough half into a 10-1/2x8-1/2-inch rectangle. To flute the edges, use a fluted pastry wheel to cut around the outside of each rectangle. Using the pastry wheel, cut each rectangle into twenty 2-inch squares. (I just rolled out the dough and cut out circles.) Place half of the squares 1 inch apart on the prepared cookie sheets. Spoon about 1/2 teaspoon of the filling onto the center of each square on the cookie sheets. Top each with one of the remaining dough squares. Using the tines of a fork, gently press cut edges to seal. Bake for 7 to 9 minutes or until edges are lightly browned. Cool on cookie sheet for 1 minute. Transfer to a wire rack; cool. In a small bowl combine the ingredients for the orange icing to make an icing that drips off a spoon. Drizzle the icing over the top of the cooled cookies. Let stand until icing is set. Makes 20 cookies.




**Confucius say quilter who uses rotary cutter is
one sharp cookie.**

Coming soon! Make plans to go...



**Mid-Atlantic Quilt Festival XVIII
February 22-25, 2007**



All under one roof at the
Hampton Roads Convention Center
Hampton, Virginia
Greater Chesapeake Bay / Williamsburg Area

Join us as we continue to grow in 2007. Explore an American art that has developed and grown with the nation. In its 18th year, the Mid-Atlantic Quilt Festival is a compilation of quilting, fiber arts, and wearable arts - *now all under one roof*. It's the perfect place for quilt enthusiasts and textile artists to meet, shop, learn and explore their

art. <http://www.quiltfest.com/>

Quilt Entries Invited for Sawtooth Contest

PADUCAH, KY- The Museum of the American Quilter's Society invites quilt entries for the **2008 New Quilts from an Old Favorite: Sawtooth Contest**. Each year this international contest sponsored by Fairfield Processing Corp., Janome America, Inc. and Clover challenges quiltmakers to create an innovative quilt based on a specific traditional pattern.

Entry form, fee and slides or digital images for the 2008 contest are due at the Museum by November 1, 2007; entry fee is \$40/\$10 Friends of MAQS. From the slide or digital image entries submitted, jurors will select 18 quilts for the exhibit and for award consideration. Quilts are selected on excellence in design and technique in addition to the quilt's contribution to an exhibit showing the wide range of designs the Sawtooth pattern can inspire. Selected finalists will be asked to send their quilts to MAQS by December 2, 2007, for judging. Cash awards are given to first through fifth places in the amounts of \$3,000, \$1,500, \$750, \$500 and \$300, respectively. All other finalists are awarded \$100 each. All 18 quilts will be on exhibit at MAQS in Spring 2008.

In conjunction with the American Quilter's Society, a catalog will be published, featuring each finalist and award-winning quilt in full color, with a photo of the maker and information about the quilt's development in addition to patterns and tips. Following the exhibit at MAQS, the quilts will travel through December 31, 2008. Museums interested in exhibit loan information can request a prospectus by calling the MAQS Curator at 270-442-8856, ext. 30, or by writing MAQS, PO Box 1540, Paducah, KY 42002-1540. Quilters wishing to enter the 2008 contest can request an entry form by sending an SASE to the same address or visit the museum's website at www.quiltmuseum.org. Upcoming themes are Burgoyne Surrounded in 2009 and Sunflower in 2010.

The Museum of the American Quilter's Society is a non-profit institution located in downtown Paducah, KY. The Museum is open year-round Monday-Saturday, 10 a.m. - 5

p.m. CST. The Museum is also open on Sundays 1-5 p.m. April - October. MAQS is accessible. For more information on this and other programming, please call 270-442-8856 or visit quiltmuseum.org.



Happy birthday and congratulations to all of our SQU members who will be celebrating their special days in the month of January:

Barbara Hall 1/3

Gene Chubb 1/7

Wendy Borgstrand 1/8

Beth Freerksen 1/11

Doris Richbourg 1/15

Sue Lopez 1/16

Shirley Neves 1/18

Catherine Powers 1/21

Juanita Golden 1/24

Confucius say quilter should chose husband who knows how to do laundry.

Quilters Share...

Perusing some blogs I found this site. Maybe I am the last to see it but if not this site has some free downloadable patterns (some look pretty cool.):

www.freespiritfabric.com/core-pages/patterns.php.

Also, this site has patterns for sale, and their gallery sure is interesting:

www.pieintheskyquilts.com.

Beth Freerksen

NEWSLETTER NEWS

The deadline for the next newsletter will be January 19 (the Friday after our program meeting.) Please e-mail your input to kimfess@aol.com. I would appreciate it if you would send your copy in the body of your e-mail rather than as an attachment and keep any formatting to a minimum. That will help to save me time.

