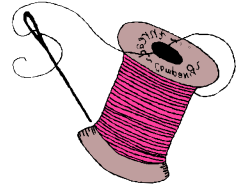


And sew on...



Newsletter of the Springfield Chapter of Quilters Unlimited July 2008

Our 2008-2009 Volunteers

President—Sue Galasso	VP—Jill Redding
Treasurer—Cathy Powers	Secretary—Carolina Diez
Nominating—Julia Renken	Programs—Judy Beigbeder
Newsletter—Kim Fess	Auction—Carolyn Pic
Quilting for Others—Diane Henry & Carolina Diez	Door Prizes—Roz Elliott
Quilt Show Reps—Cindy Grimord & Penny Boyanton	Library—Loretta Shinol
Holiday Party—Bonnie Campbell & Judy Fender	Web Page Contact—Sue Galasso
Farewell Blocks—Cynthia Johnson-Daily	Refreshments—Lynn Munch
Fall Retreat—Joan McGowan	Spring Retreat—Kim Fess
Quilt Camp—Judy Beigbeder	Sunshine—Beth Freerksen
Membership/Welcome—Joan Oelschlager	Bus Trip—Nancy Vogel
Quilt Collectors—Sue Baker & Beverly Pontius	
Coffee—Peggy Brower, Lynn Matthews, Carole Bloomquist & Cathy Murray	

Happy Summer!! As I begin this year as the president of Springfield QU I would like to thank Julia for the wonderful job she did this past year as president of the chapter. Having only been here for 2 presidents so far, I can tell it will be a tough act to follow! I would like to thank all of you who have taken a position on the board this year. Working together I know we can continue to make Springfield where the fun is!

I would like to thank Joan McGowan for hosting the end of year picnic at her home on June 17. It was a picture perfect day! Food was great and fun was had by all! We will be meeting at Joan's again on July 8. Other dates are listed later in the newsletter.

As we move forward toward September many of your fellow members are busy at work with plans and activities for the up coming 2008-2009 year. They may approach you for some help or assistance through the year and this will only add to the fun here at Springfield. The talent in our group amazes me more often than I can say. This was very evident at the quilt show this year. When I was out in a fabric shop the other day, one of the customers brought up the show to the woman helping her and they even mentioned our floral swap from last summer!

Off Tuesday continues to grow with our group. It seems that each week the numbers are increasing and it is wonderful to see all the sharing and learning that is happening. These are the non-structured Tuesdays but one would never know that walking in and see all of the activity and variety of projects in progress.

Remember to mark your calendars for July 15, as we will be having Quilting For Others that day from 8:30– 4. Diane has been busy organizing this event and we will be making pillowcases for ECHO.

Some of you are working on the Summer Challenge, White House Steps. With all the twists and turns this election year, our quilts should be as interesting as the campaign! Just a reminder that these quilts will be shown at the September 16th Program Meeting, finished. Can't wait to see what they look like!

Plans are also in the works for our Fall Auction on November 18. Carolyn Pic is planning on the same format as last year for the auction. May be this summer you will be inspired to make an item or a donation of items. Quilt related items are usual donations however we do have a growing group of knitters among us. May be a group of you would consider putting together something such as a themed basket or a collection of coffees, teas or chocolates, the ideas are numerous and I'm sure some of you will be creative with this. Please remember that the Fall Auction, along with membership and the Spring Yard Sale, are our major fundraising efforts to fund the lectures and workshops throughout the year.

September 5 is the bus trip to the quilt show in Harrisburg, PA. Nancy Vogel has been busy with this project. Nancy was at Joan McGowan's for the picnic taking reservations. Please remember to reserve your seat on the bus. Any seats not filled by August 1 will be opened to the other QU chapters.

During the summer plans are falling into place for the programs, lectures and workshops. We hope that all of you will enjoy what is planned and participate in the fun with the programs and workshops! Don't be afraid to try some new things and add to your skills!

In September a full calendar will be ready for you. Enjoy your summer and be ready to share all of your summer quilting at the September 2 meeting.

Sue

June 3, 2008 Minutes - Springfield QU Business Meeting

Julia Renken called her last meeting as President to order at 9.50 a.m. Joan Oelschlager introduced and greeted our newest members and visitors. The May business meeting minutes were approved as printed without corrections.

Vice President Report - Beth Freerksen thanked Corrie Grummon for her May 19 lecture and one-day shop. Next year's lectures and workshops begin with Kathy Lincoln in September, Heidi Thayer in October and Bonnie Hunter in January.

Treasurer Report – Kitty remains out-of-town due to family illness. Julia reports “we have money.”

Committee Chair Reports – Aby Dolinger (Internal Program Report) this is her last as she is departing Springfield for Ft. Bragg; Carolyn Pic (Fundraising) It's not too early to think about items for the fall auction on November 18; Diane Henry (Quilting for Others) – 84 soldier quilts collected to date. July's QFO will be making juvenile pillowcases for ECHO. Kim Fess (Newsletter) The newsletter deadline is June 20. Loretta Shinol (Quilt Collecting) Quilt returns to take place on June 9 if you so request it, otherwise, please contact Loretta to pick up your quilt at her home; Joan McGowan (Fall Retreat) Fall retreat will be held Oct. 9-12 and four places are open. Loretta Shinol (Library) New books have been donated. Francine York (Coffee Queen) Four members have stepped up to do coffee next year; Cynthia Daily-Johnson (Farewell Blocks) Aby Dolinger was gifted with her blocks. She will be greatly missed; Other – Picnic at Joan McGowan's on June 18. Bring a dish and if you so wish, your swimsuit, bottled water will be supplied.


Nominating Chair - Penny Boyanton Next year's Executive Board was installed. President – Sue Galasso, Vice President – Jill Redding, Treasurer – Cathy Powers, Secretary – Carolina Diaz, Nominating Chair – Julia Renken.

Nancy Karpowicz kindly showed her beautiful quilts to a delighted audience.

Door Prizes were awarded and Show 'n Tell included those quilts made from the Border of Month campaign and more soldiers quilts were shown and donated.

Meeting adjourned.

Respectfully submitted by Beth Freerksen, Secretary



SQU SUMMER CALENDAR

July 8 – Joan McGowan's cabana

July 15 – Grace Presbyterian

July 22 – Grace Presbyterian

July 29 – Joan McGowan's cabana


August 5 – Grace Presbyterian

August 12 – Joan McGowan's cabana

August 19 – Grace Presbyterian

August 26 – End of Summer Picnic at Joan McGowan's cabana

VP'S Corner



I hope you all are having a good summer. The board has been busy working to make sure we have a great year. Beth had already booked quite a few excellent speakers before I took over and I have been working to fill the rest of our openings. Wait until you hear what Judy has planned for in-house; it is going to be so much fun. We are going to have such a great time. Here are the program highlights:

September 18--Kathy Lincoln will be presenting a lecture entitled "Pattern Problem Solving". Kathy is an instructor at Treasures from the Heart in Occoquan. She does beautiful work and is an excellent speaker.

October 21—Heidi Thayer will be giving a lecture on the Cotton Theory Method, a technique developed by Betty Cotton where you piece and quilt at the same time. For those times when you want to whip something up and not have to quilt it after you finish the top, this is for you. I think it is a skill that will really come in handy. On October 22 Heidi will be teaching us the method in a hands-on workshop

November 18--SQU Auction

December 9--Holiday Luncheon

January 20--Bonnie Hunter will be lecturing on scrap quilts and on the 21st we will have a workshop entitled "Crumbs". Bonnie has a wonderful website at Quiltville.com. Please go check it out; you will be so happy that she is coming!

February 17, 18 and 19--Quilt Camp

March 17—This tentatively will be a lecture/workshop by Lesley Riley. Her website is LaLas.land.com

April 21--Ann Littleton, new SQU member and a wonderful quilter/teacher, will be presenting a nine-patch trunk show and doing a "Nickelmania" workshop in the afternoon. Get out those charm squares for this one!

May 19--TBD

Whew, it's going to be great and, like I said before, wait till you see what Judy has up her sleeve!

Stay cool!

Jill

Springfield QU Auction - November 18th, 2008

I know it seems like it is too early to be thinking about the Auction, but now is the perfect time. As you finish your UFOs and go through your sewing rooms, keep our auction in mind. Just to list a few things from last year's Silent Auction to get you started: a patchwork tote, black and white quilt kit, greeting card box with cards and organizer, flower power purse, lasagna dinner, live boxwood arrangement, Alto cutting board, wool batting and Amish UFO. I hope this will get you thinking. We can always use fat quarters, baskets or containers and generally nice stuff to fill them. Well, have a nice summer. If you have any questions, see me on Tuesdays or call 703-440-1491 or email cpicinva@verizon.net.
Carolyn Pic, Auction Chairman

QU Quarterly Newsletter Notification

Volume 35, Issue 4 of the QU Quarterly is now on the website at <http://www.quiltersunlimited.org/docs/Jun08Nltr.pdf>.



Christmas in July Quilting for Others July 15, 2008 Workshop Pillow Cases for ECHO (Juvenile and Christmas Prints)



Your generosity continues to amaze and bless everyone around you, ladies of SQU! Over 90 quilts were given to our wounded and ill soldiers in Bethesda, many quilts were made for the infants in Fairfax Hospital's NICU, plus there were all the stockings and pillowcases we made during our 2007-2008 year. We're planning to kick off our 2008-2009 year with the return of one of our old-time favorites—Christmas in July--with a twist.

Specifically, we will be making pillowcases for kids (think bright colors and patterns, toys, sports, animals, cartoons, Christmas, etc.) that will be distributed by ECHO (Ecumenical Community Helping Others) at Christmas as part of their support of needy families right here in Springfield. These pillowcases will be included as part of the Christmas stocking gifts provided to children 13 and under.

There are different ways to make pillowcases. I have personal experience with the method outlined below and will demo how to do the "hot dog" method at our workshop. I've also included a link to a website that details the directions and has pictures to match.

We'll meet at 9:30 AM on July 15th and work until we're done. I've started taking sign-ups for the usual suspects—please email me, Diane Henry, mdghenry@aol.com, or call 703-978-7540, if you'd like to participate. **We need people to bring sewing machines and sergers and folks to help get the pillowcases pinned and pressed.** Fabric requirements and instructions are outlined below.

Also plan on bringing drinks and a bag lunch if you'd like.

We'll see you in a week!

Instructions for Pillow Case

Hey girls, check out the instructions at this website for pictures:

www.icarolinecreative.com/Merchant2/merchant.mvc?Store_Code=JC&Screen=PILLOW

Materials Needed:

- 3/4 yard fabric for main part of pillow case
- 1/4 yard of coordinating fabric for band
- 2" x 43" piece of fabric for band contrast (optional)

Step 1:

Cut three pieces of fabric for your pillowcase from the fabric as shown (though you will probably cut each one from different fabric). Cut one piece 27" x 43" for the main part of the case, a piece 43" x 9" for the coordinating band, and a third piece 43" x 2" for the contrast.

Step 2:

Fold the band in half length-wise wrong sides together. Press. Repeat with band contrast.

Step 3:

Place the pillowcase right side up with the design facing upward. On the right side of the pillowcase, place the band contrast and then the band, all raw edges lined up on the right. Stitch together using a 1/2" seam allowance.

Step 4:

Turn band and band contrast out from the pillowcase and press.

Step 5:

Fold pillowcase in half so that both ends of the band meet. Stitch on one long and one short side, using a 1/2" seam allowance.

Step 6:

Turn pillowcase right side out. Enjoy!

Other ideas and suggestions:

- Finished Size: standard pillowcase: 21" x 32";
- Instead of fabric for band contrast, you can use a 7/8" wide ribbon cut to 43" inches long. No need to fold it in half as both sides are finished.
- When I made these, the only place where I struggled was cutting a 2" wide strip of fabric that was straight, so that when I folded it my stripes or dots were straight. So I cheated- I cut a 3 to 4" strip out of the fabric, carefully ironed it in half keeping the design straight and then trimmed the folded piece to 1".

A CALL FOR VOLUNTEERS!!!

The QU Fall Lecture/Workshop will be held on October 23, 24, and 25, 2008. Springfield QU is responsible for the workshops for this program. The speaker is Carol Taylor. She will lecture on Thursday, October 23, and the workshops will follow on Friday, October 24 and Saturday, October 25.

We are looking for volunteers, a committee, to work on this. The volunteers will be responsible for securing the location for both days of the workshop (usually G Street), setting up and cleaning up each day, promoting the workshop through the QU Digest and QU Newsletter, registering and collecting payments from the class participants, and coordinating with two other chapters who will be doing Programs and Leads for this event. Also, transportation to and from the workshops may be involved with this.

If you are interested and willing to take a role in this please let me know ASAP. Thank you, Sue Galasso, 703.815.4535, email: suegalasso@hotmail.com.

Library

To paraphrase Dolly Levi, "Library books, like manure, should be spread around..." We don't have as many books as Horace Vandergelder had money, but we do have a nice collection. Pull up the list by going to quiltersunlimited.org then clicking on Springfield Chapter and scrolling down the page until you see Library. Click on that and you will have a list of all the books we currently own. If there is one that you wish to check out please contact me at either 703-866-3984 or via email at lbshes@msn.com. Don't let those poor books sit unloved in my basement. Let's put them to use. Loretta Shinol, Library

Meet the Quilter & Border of the Month

Thank you, Nancy Karpowicz, for sharing your lovely quilts with us on June 3.

The Show and Tell of our year-long Border of the Month project was awesome! Thanks, ladies, for persevering. It was fun to see your various fabric and design choices. If you have a couple more borders to attach to your project, work on your quilt this summer and show your creation at September's meeting.



DRINK GREEN—Bring your own coffee cup to our meetings!

A Recipe for You:

Here, by popular request, is the recipe for that delicious pie that Ann Littleton brought to our end-of-year picnic.

TOASTED COCONUT TOPPED BANANA CREAM PIE

1 pkg sugar-free/fat-free banana cream pudding mix

1 pkg sugar-free/fat-free cheesecake pudding mix

2 1/2 cups fat-free half and half

Mix together and put in 9 inch graham crust. Top with fat free Coolwhip and toasted coconut.

Enjoy!

Happy birthday and congratulations to all of our SQU members who are celebrating their special days in the month of July:

Carolina Diez 7/1

Lisa Langlais 7/3

Mary Ellen Thomas 7/3

Loretta Spittle 7/6

Jodi Ziemer 7/9

Kitty Tyler 7/15

Judy Beigbeder 7/18

Irene Bourquin 7/21


Bev Fisher 7/21

Sue Galasso 7/21

Judy Fender 7/24

Joan Oelschlager 7/24

Linda Marcinowski 7/29



BUS TRIP TO QUAKER EXHIBIT AT THE VIRGINIA QUILT MUSEUM

On Monday, July 21, there will be a bus trip to VQM, Harrisonburg, VA, and then on to Staunton and Rachel's Quilt Shop with time to explore surrounding shops. The bus will depart the parking lot at Dulin Methodist Church at 515 E. Broad Street, Falls Church at 7:30 am and will arrive back by 6 pm. The fee is \$25 per person. This is for the bus trip and driver tip only; you are on your own for VQM admission and lunch. If you are a VQM member, your admission is free; if you are not a member, admission is \$5. You will be provided a map of local eateries within walking distance of VQM or you may pack your own. You will be on your own to tour the Quaker exhibit; this will not be a guided tour. Please mail your check to Loretta Spittle, 6822 Spring Beauty Court, Springfield, VA, 22152. Your check will confirm your reservation. Please include your e-mail address and I will let you know when I receive it; if you do not have e-mail, I will phone you so include your phone number. The deadline is July 10. Get your check to me early as many people have expressed interest in this excursion. This is a great day; ODAS did this last fall and had a wonderful time. Can't wait to hear from all of you. If you live in the western part of the area and would like a pick-up at the Apple House in Linden, that can be arranged; I just need to know. I look forward to hearing from a lot of you. Loretta Spittle

Membership

Please add the following new members to your directory so that it will be up-to-date:

Gay Baker
9043 Golden Sunset Lane
Springfield, VA 22153-2456
703-912-7829
GBB123@verizon.net
May 6

Kathryn Jones
5227 Pumphrey Drive
Fairfax, VA 22032-2626
703-978-1899
no email address
May 20

Ann Littleton
79 Canterbury Drive
Stafford, VA 22554-5722
540-659-8938
ann.littleton@dsallc.net
April 4

Betty Prosser
7418 Spring Village Drive #301
Springfield, VA 22150-4935
703-913-0260
EWP999@aol.com
May 20


The following phone numbers were inadvertently left off of the previous new member info sheet:

Jane Holden 703-691-0892
Patrice Mull 703-455-4483
Sandy Watkinson 703-455-1443

Ulla (Ursula) Jackson
6404 Essex Court
Springfield, VA 22152-2817
703-451-5644
trunkfan@msn.com
January 12

Caroline Leroy
3826 Skyview Lane
Fairfax, VA 22031-3102
703-323-0876
carostan1@cox.net
August 16

Cathy Murray
6205 Waterlily Court
Alexandria, VA 22310-1651
703-347-9129
bruceandcathy@cox.net
May 15



Personal Notes

Dear Springfield QU Members,

Thank you so much for the lovely blue and white quilt top you presented to me at the completion of my year as President of Springfield QU. That so many of you took the time to make blocks for the quilt makes it very special. A very special thank you goes to Beth for putting the blocks together and making the beautiful borders with all those little half-square triangles and Seminole piecing! Right now the quilt top lays over the railing to my quilt loft and I pause to admire it and think of all the wonderful members of Springfield QU every time I go up to the loft. The quilt is definitely a candidate for hand-quilting and I hope to start doing so this coming fall. And I love the label with all the signatures of so many friends. If you didn't get an opportunity to sign the label please find me this summer - I'll have it with me at our summer meetings at the church or at Joan's.

Being President of SQU has been my sincere pleasure. Springfield QU has a reputation as the QU chapter that has the most and cheeriest volunteers at any chapter or QU function and I love every one of you for doing so! Please support Sue Galasso this coming year as much as you have supported me and Springfield QU will continue to be ... Where the Fun Is!! Fondly, Julia

Dear SQU Members,

Thank you so much for the signed blue and white Nine Patches you made for me. I am working on incorporating them into a friendship quilt; they are spread out all over my "studio" floor at the moment. We arrived safely in Fayetteville, NC despite a seized car engine in Emporia, Virginia. Even though I'm only half unpacked and am driving a rental car, I found my way today to a small, friendly quilt group that meets on Ft. Bragg. My new address is 7837 Shuttle Rd., Fayetteville, NC 28311. Come visit us on your travels south; we're not far off I-95 and very near Loving Stitches Quilt Shop. Warmly, Aby Dolinger

Free to Good Home: 6-foot Norfolk Pine in a pot; very nice; it's yours if you come get it. Carolyn Pic 703-440-1491 or cpicinva@verizon.net.


End Note

If you enjoy reading blogs, Beth Freerksen has found this entry where you can go for a listing for quilting blogs: <http://justusquilters.blogspot.com/2008/05/test.html>. Enjoy!

NEWSLETTER NEWS

I've been working on giving our newsletter a new look. What do you think? I hope that the changes that I have made will make it easier for everyone to read. And don't you love our new name? Thank you, Mary Reddington, for your great suggestion!

The deadline for the next newsletter will be later this month; it will be July 25. Please e-mail your input to kimfess@aol.com. I would appreciate it if you would send your copy in the body of your e-mail rather than as an attachment and keep any formatting to a minimum. That will help to save me time. Thanks. Kim



Enjoy your summer!