




November 2007

President – Julia Renken
Vice Pres. – Cindy Grimord
Treasurer – Kitty Tyler
Secretary – Beth Freerksen
Nominating – Penny Boyanton
Programs – Abigail Dolinger
Newsletter -- Kim Fess
Auction -- Carolyn Pic
Quilting for Others -- Diane Henry



Quilt Show Reps – Lynn Munch &
Loretta Spittle
Web Page Contact – Julia Renken
Holiday Party – Bonnie Campbell
Door Prizes – Jill Redding
Farewell Blocks -- Cynthia Johnson-
Dailey
Coffee/Refreshments – Francine
York & Ellen Jaeger
Library --Loretta Shinol
Fall Retreat -- Joan McGowan
Spring Retreat – Kim Fess
Quilt Camp – Jill Redding
Sunshine—Beth Freerksen
Membership/Welcome—Joan
Oelschlager

From the President


Dear Ladies,

Where's autumn ... and when will it come to stay? We've been teased by autumnal weather but summer temperatures keep creeping back. Several weeks ago when the first few cooler days occurred I felt a sudden burst of energy and a renewed sense of creativity - must be that northern European genetic background that longs for colder temperatures! I hope all of you are feeling that spark of creativity renewed as the seasons change.

October was a busy month – Pepper Cory's week stay here was full of activities and I hope you took the time to participate in at least one or two of the offerings. I attended both lectures, at SQU and at the Quilt-In, and all three workshops. Each workshop had a different personality and I thoroughly enjoyed all three of them. At our SQU workshop she had us creating designs with two quilt blocks and really pushed us "out of our box" - perhaps not what some of us had in mind, but certainly not the boring "get cutting and sewing" type workshop that has become so routine. She and I had many interesting conversations while I was taking her to and from the various events, and I learned a great deal while she was here.

Our SQU auction will take place on Tuesday, November 6th. Please bring friends and family, come early to see all the wonderful quilted and hand-crafted items available in the live auction, silent auction, and bag raffle sections, and come ready to spend some money! This auction is our sole fund-raising event of the year, and the money you and others spend and put into our treasury enable us to bring speakers like Pepper Cory, Gyleen Fitzgerald, Cyndi Souder, and Linda Cantrell to our chapter.

Back to quilting – as a result of the workshops last week I have two more "works in progress" to add to my spreadsheet – must go back up to the loft, start a book on CD, and get to work!
Julia



10/02/07 Business Meeting Minutes

President Julia Renken called the meeting to order at 9:50 a.m. Joan Oelschlager introduced and greeted visitors. The September business meeting minutes were approved as printed without corrections.

Treasurer's Report - Our budget is \$10,012.10. It will greatly reduce with the payment for Fall Retreat. Kitty requested that all checks be cashed in a timely manner.

VP and Speaker and Workshop Chair's Report - Cindy Grimord reviewed the upcoming Pepper Cory workshop and speaking engagements.

Internal Program Report - Aby Dolinger reviewed the current Border of the Month border.

Committee Chair Reports - Carolyn Pic (Fundraising) - The last date for items to be turned in is October 23 except for baked goods which will be accepted on the day. Cash and checks only. Diane Henry (Quilting for Others) - Turn in Christmas stockings for Echo as you finish them. A total of 600 are needed by Thanksgiving. Kim Fess (Newsletter) - Deadline is October 19 for articles. Francine York and Ellen Jaeger (Hospitality) - Additional food treats sign-ups are needed for November 6. You are encouraged to bring your own cup. Joan McGowan (Fall Retreat) - Those who are participating depart Thursday. Bonnie Campbell (Holiday Party) - Snowball blocks will be exchanged at the luncheon. \$21 payment is required no later than a week before the December 11 holiday party. Loretta Schinol (Library) - We have acquired 2 new books. Cynthia Johnson-Daily - (Farewell Blocks) - Make sure to sign at least 1 block you turn in. Kim Fess (Spring Retreat) - \$105 deposit is required and one place remains open.

Door Prizes were awarded.

Aby Dolinger presented the newest border ideas for the Border of the Month and tips on pressing and sewing pieced borders.

Sue Baker presented an excellent talk on Picture Play Quilts.

Members showed quilts based on squares and rectangles relating to this year's theme: "Back to Square One."

Aby Dolinger and Chris Prestenbach introduced those members who took the challenge to show their UFO's in the hopes of completing them in the coming year.

Show and Tell ensued!

Other announcements - Kim is now taking suggestions for a name for the newsletter.

12:00 meeting adjourned.

Respectfully submitted by Beth Freerksen, Secretary.

SQU Annual Fall Auction

Tuesday, November 6, 9:30 a.m.

Wow! I can't believe it's here already. Thank you to everyone who sent donations and offered to help with the Auction. It is not too late to make some homemade baked goods; just let me know in advance so we may make preparations. I have received so many wonderful things to include the Spring Retreat king-sized pieced and appliqued quilt top, coffee and tea baskets, quilted table runner, quilted placemats, wall hangings, butterfly blocks, quilted carry bag and matching small bags, lasagna dinner, fresh floral centerpiece, fabric, crocheted baby booties and a knitted handbag just to name a few. You have to come to see the rest. This year's auction is different from those in the past as we have added the bag raffle and silent auction and have eliminated the Under \$20 table.

*******WHEN YOU ARRIVE PLEASE REGISTER AT THE REGISTRATION TABLE FOR A BID NUMBER*******

The bag raffle sales will begin at 9am and run throughout the morning until closing at 10:30 and then the winners' names will be drawn. Tickets will be sold 10 for \$5 in increments of \$5. Please label your tickets with an address label or bid number before placing them in the bags. The silent auction will run as you arrive, place your bid on the form using your bid number and bid in dollar increments only (no change please). This auction will close at 11:00 and the winners will be identified. The live auction will start at 10:15; make your bid known using your bid plate.

Check out at the registration table; **PLEASE CASH OR CHECKS ONLY!!**

Come and bring a friend or two; enjoy, have a good time and remember that SQU is "where the fun is." Thank you for all of your support and see you there.

Carolyn Pic, Auction Chairman, 703-440-1491

HOT OFF THE PRESS!!!

When you come to the Auction, be sure to pick up your copy of Springfield QU's membership directory. Membership Chairman Joan Oelschlager has announced that the directory will be finished and ready for distribution at that meeting.

A Call for Quilts . . . Medallion Style

Do you have a medallion-style quilt you could show at the SQU meeting on November 20? (A medallion quilt is composed of a center square, rectangle or diamond surrounded by multiple borders.) Showing your medallion quilt will inspire the participants in our Border of the Month activity. Perhaps you have a round robin quilt or an antique quilt to show. We would love to see your ideas for framing a central block with borders!



**DRINK GREEN—Bring your own coffee cup
to our meetings!**

Border of the Month – a Medallion Quilt Project with Six Borders

Have you completed your homework? September's assignment was to make a 12" patchwork or applique square and sew a 2" border all around it. The resulting square will be 16 1/2", unfinished. October's assignment was to attach a 4" wide border all around your central 16" square. You could make Flying Geese or Shaded Sawtooth or some other design. The resulting square will be 24 1/2", unfinished. Sue Galasso and Aby Dolinger will distribute the next border sheet on November 20. If you have finished your 4" border and would like a head start on a 5" border, we offer the following suggestions: plan an applique border utilizing shapes that echo the theme of your quilt (flowers, stars, leaves), attach a plain border for quilting an elaborate design, or attach a border print with corner miters. Remember to cut your border strips 5 1/2" wide. After attaching this border, your quilt top should measure 34 1/2", unfinished.

UFO and QuIPS Challenge

UFO--UnFinished Object - A quilting project which you have already started but which has been lying dormant for awhile.

QuIPS--Quilt In the Planning Stage - A quilting project for which you have purchased fabric, a pattern, notions, embellishments, etc. but which you have not yet started.

To participate:




- 1) Write your name and a brief description of your UFO or QuIPS on a 3" x 5" card provided by the challenge coordinators, Chris Prestenbach and Aby Dolinger. You may submit up to 5 cards/projects.
- 2) Beginning in the month of October, show your project or supplies during Show and Tell of the business or program meetings.
- 3) Completely finish a UFO (quilted, bound, labeled) or in the case of a QuIPS, finish at least the top by noon on Wednesday at SQU's Quilt Camp in March.
- 4) Show your completed project during Show and Tell in November, December, January, or February to receive a Fat Quarter prize.

Charm Square Swap

If you would like to participate in a 6" Charm Square Swap on Tuesday, December 4th, sign up with Judy Fender or on the blue sheets at the welcome table. You need to purchase 1 yard of fabric that "says" something about you. (Perhaps golf is your favorite sport; perhaps your favorite color is blue, perhaps you love Christmas.) Wash, dry and press the fabric, and then cut it into 6" squares.

Civil War/ Churn Dash Block Swap

Ladies involved in the 7" Churn Dash Swap . . . our next exchange is on November 20 immediately after the SQU meeting. Give your blocks to Aby Dolinger before or during the refreshment break.



Meet the

Quilter

Would you like to share your quilts with SQU members during a business meeting? Sue Baker shared her Picture Play quilts on October 2nd. Thank you, Sue! On November 20th, Jill Redding will show us a portion of her collection. If you would like to share on Dec. 4 or in one of the meetings in the new year, contact Aby Dolinger at 703-999-2549 or aby.dolinger@us.army.mil.

Happy birthday and congratulations to all of our SQU members who are celebrating their special days in the month of November:

Alice Richbourg 11/2

Cathy Flanigan 11/16

Elli Molstad 11/21

Kit Luettinger 11/24

Cindy Niles 11/27

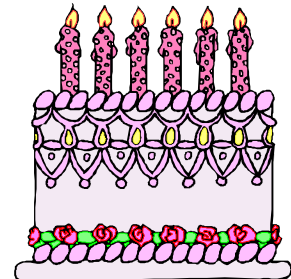
Sallie Flavin 11/5

Di Hofbauer 11/20

Joy Vollrath 11/22

Ann Dau 11/25

Gloria Boone 11/30



Holiday Luncheon

Our annual holiday luncheon will be on Tuesday, December 11, at the Country Club of Fairfax. You won't want to miss this festive day in the beautiful club. At 11 a.m. there will be a cash bar and the social will begin. Sit with your beverage of choice by the lavishly decorated Christmas tree in the lobby and enjoy the music of the Flutronics, a talented flute ensemble with our own Cindy Pedder. At noon the luncheon will be served.

MENU

House Salad with Raspberry Vinaigrette

Entrée #1 Poached Salmon with Red Pepper Coulis
Chef's Vegetables and a Starch

Entrée #2 Grilled Chicken Breast with Fresh Parmesan
Hot Herbed Orzo with Sundried Tomatoes, Kalamata Olives, Radicchio, Toast Pine Nuts, Chopped Basil, Olive Oil, Garlic and Balsamic Vinegar



Hot Rolls and Butter

Shaumtorte—a meringue shell filled with fresh fruit, berries and whipped cream

Coffee, Decaf, Tea



The price of the luncheon this year is only \$21 as it is being subsidized by our chapter. Your check is your reservation. Please give it to Loretta Spittle or mail it to Bonnie Campbell at 7903 Marysia Court, Springfield, VA 22153. **WRITE YOUR MENU CHOICE ON YOUR CHECK!!!!**

Holiday Luncheon Quilt Block Exchange

As in past years, we are once again making snowball blocks for our Holiday Luncheon. This year, please use any PLAID fabric and NAVY BLUE corners (a good example is Kona cotton in navy). Cut the plaid fabric into 4" squares. Cut the navy fabric into 1 1/2" squares. You will need 4 of the navy squares for each 1 plaid square. If you have not made a snowball block please see me any Tuesday and I will be happy to show you. I will also have a handout available. Make as many blocks as you like; maybe you will win a bunch! Any questions?? Please let me know. Oh, do not cut off the corners. Have fun and see you soon, Penny



Quilt Camp is Rescheduled!

Quilt Camp has been changed due to a scheduling conflict with the church. So be sure to mark your calendar with the new dates. Quilt camp will now be held on March 4,5 and 6. Stand by for more details! Quilt Camp is a "can't miss" event every year.

Fall Retreat

Laughter rang at this year's Fall Retreat. A big thank you to Alice Richbourg for sharing the Sour Dough technique with us. Hope to see some results at Show and Tell. Alice was also nthe very lucky person who won the results of our "mandatory" block put together by Kim Fess and Jill Redding. The pattern is Springfield Star. Thank you both for putting together such a gorgeous quilt. Hope to see it in our show next Spring. Also a big thank you to Cindy Niles for doing such a wonderful job with all the "goodies" we received.

Next Fall's retreat will be again at New Windsor Conference Center. The dates are 10/09/08-10/12/08 and the theme is Death by Chocolate. We should have lots of fun working with that theme. I can start taking deposits of \$40.00 on Nov. 1. Since I will be in Hawaii from the 4th through the 18th, please send your deposits to my home address: 7368 Burke Meadow Drive, Fairfax Station, VA 22039.

Please don't give any deposits to Kitty as I have to send a form to each member who signs up with the amounts and dates of the other two payments. I still do not have the figures for next year as I still do not have the final bill for this year.

We have a reservation for 24 but 26 fit quite nicely this year. Happy quilting. Joan McGowan


RENWICK GALLERY QUILT EXHIBIT



This exhibit features 50 quilts, chosen from about 2,000, voted by Nebraska's museums and historical societies. Some were brought from the East, a few can be traced to Europe and others were made by newly-minted Nebraskans. All date to between 1830 and 1940. The exhibit runs through January 21 at the Renwick Gallery, 17th Street and Pennsylvania Avenue, NW. Contact 202-633-1000 or go to www.americanart.si.edu Hours: Open daily from 10 to 5:30 (except Dec. 25). Admission: Free. Members of the Annapolis Quilt Guild demonstrate quilting techniques Tuesdays and Fridays (except Nov. 23) from 11 to 2.

Got yarn? Maybe some that you will never use but can't seem to get rid of?

Well, here's a chance to do some good and free yourself from that yarn. The South Dakota prison system uses knitting and crocheting as part reward and part therapy. They can use your leftover bits and bobs, the stuff you will never untangle (leave the tangles - that's called therapy) and yarn you just will not use. I am preparing a box or two in the next two weeks to send. If you bring your yarn by November 6 I will mail it with my own leftovers. Beth Freerksen



FAREWELL BLOCKS

When a member leaves our Springfield group, she is presented with a set of blocks made by our members. Please help us maintain a supply of blocks for this purpose.

Start out with 5 blue prints 3-inches square and 4 unbleached muslin 3-inches square. Sew in a nine-patch pattern. The finished blocks should measure 8-inches square. Sign with a permanent marker, your name, date, chapter and/or any message you wish on one of the muslin squares in the nine-patch block. Heat set the message with a hot iron.

You can deliver any completed blocks to me at our meetings throughout the year. If you have any questions, please call me at 703-971-6033.

And, please, if you know that anyone is leaving during the year, please let me know of their departure date. Thank you for your help. Cynthia Johnson-Dailey

A fun read!

If you need a fun, easy read, I'd like to recommend The Fortune Quilt by Lani Diane Rich. In it TV producer of Tucson Today Carly McKay decides to profile "psychic quilter" Brandywine Seaver. On TV Brandywine explains how she quilts psychic energy into her work so that the owner has secret messages waiting for them to unravel. Brandywine surprisingly provides a quilt to Carly with a related psychic reading. After that, Carly's life changes. One of my favorite parts of the book is the description of Brandywine's sewing room; it made it obvious that the author does know something about quilters and their foibles. The Fortune Quilt is available through the Fairfax County Public Library. Kim Fess

NEWSLETTER NEWS

Last month we announced our "Name the Newsletter" contest. So far we only have five entries. Come on, ladies! Put on your thinking caps, climb "out of the box" and think creatively. Send me your entries. We are looking for something with pizzazz!

The deadline for the next newsletter will be Friday November 23. Please e-mail your input to kimfess@aol.com. I would appreciate it if you would send your copy



in the body of your e-mail rather than as an attachment and keep any formatting to a minimum. That will help to save me time. Thank you!