

---

---

# ◆ Springfield QU News ◆

---


---

November 2006

---

---

President - Penny Boyanton  
Vice Pres. - Julia Renken  
Treasurer - Kitty Tyler  
Secretary - Cindy Grimord  
Nominating - Kim Fess  
Programs - Aby Dolinger  
Newsletter - Kim Fess  
Auction - Carolyn Pic  
Quilting for Others - Diane Henry



Quilt Show Rep - Lynn Munch  
Web Page Contact - Kitty Tyler  
Holiday Party - Loretta Spittle  
Door Prizes - Beth Freerksen  
Farewell Blocks - Cynthia Johnson-  
Cavey  
Coffee Queen/Refreshments - Cindy  
Grimord  
Library - Loretta Shinol  
Secret Pals - Elli Molstad  
Little Groups - Tamara Webb  
Fall Retreat - Joan McGowan  
Spring Retreat - Rebecca Heinze  
Quilt Camp - Jill Redding  
Welcome - Marcia Walz

## From the President

Dear Quilting Friends,

Before the Trick or Treaters come to your door on October 31, please come for our Wounded Soldier Workshop from 9:30 to 3. If you have not signed up to be on a "team," come anyway! Many hands make the day fun

Our next meeting, November 7, is our **AUCTION**. The auction is our major fundraising event of the year. Please bring your friends and neighbors and be generous with your talents and your checkbook. There will be beautiful.....funny....creative.....useful or just zany items for you to bid on. We will see you there!

October's Show & Tells were great - so many star quilts, Fall Retreat projects, soldier quilts, UFOs, family heirlooms and bags from the QU Workshop to share. What a prolific group!

Thanks to our own Candy Bell for setting up her shop and giving us the opportunity to buy quality fabrics at reduced prices. Also, thank you to Joan McGowan for another fantastic Fall Retreat. Jill Redding did a wonderful job for us setting up the Barbara Randle workshops for big QU. Finding the location, making flight and hotel reservations, coordinating the two classes and escorting Barbara around town are just a few of her accomplishments. Is Jill great or what?!! Thanks, Jill. Your bag was awesome too.

Betsy True, our October guest speaker, encouraged us to work in a smaller format, try new things, and enjoy the process. We were fortunate to have Betsy with us. The afternoon workshop learned many new ideas for machine appliqué and other neat ideas from Betsy.

October 26 is the Big QU Fall Quilt-In at Falls Church High School. Please come and have a great time.

Before you baste your Thanksgiving turkey, set aside November 21 for Demos and Quilting techniques by our members. There will be details elsewhere in this newsletter. We will have a short business meeting that day also.

The year is going far too fast for me. I have two clues for the Mystery Quilt, I have shown my UFOs, and I have so many more projects in my head that I will never get to. I know I am in good company, right?

Enjoy, Penny



## **Business Meeting Minutes**

**Summary of Business Meeting - October 3, 2006:** Penny called the meeting to order at 9:50am; welcomed newcomers and guests. Special Thank You to Jill for her hard work on the Barbara Randle workshops/lecture. VP report given by Julia, who reviewed UFO challenge, show and tell, BOM and introduced Candy Bell, vending for group today. Secretary's report - motion made to dispense with reading of minutes - majority in agreement via verbal vote. Treasurer's report by Kitty - current balance of \$9,212.27 with membership at 102, as of today. Other reports were given by members; detailed information in newsletter. After coffee break, an extensive show and tell was enjoyed by all. Penny gave final announcements, encouraging members to wear nametags, as, in future meetings, one door prize will be given to one of those lucky members. The meeting adjourned at 12:15pm. Respectfully submitted, Cindy Grimord

### **ANNUAL AUCTION**

Well, it's almost here. The most anticipated event of the year, our annual SQU auction. We hope it will be the best ever. Mark your calendars and plan to attend on Tuesday November 7<sup>th</sup> at our usual meeting place at the usual time. Here's a list of some of the things that will be up for bid that day:

- the gorgeous queen-sized quilt top made by the Spring Retreat participants
- a beautiful hand embroidered picture
- 2 very cute decorated sweatshirts
- Joanne Tikkala's Sunbonnet Sue squares
- a quilted wall hanging
- a framed quilted picture
- a redwork pillow
- a large decorated tote bag
- a large basket full of fabric, books and more
- a beautiful handknitted shawl
- Dessert of the Month membership (minimum bid \$100)



We also accept donations on the day of the event, so it's not too late to be inspired. If you would like to donate but don't know what to bring, here are some ideas from previous auctions: handmade jewelry; beautifully-made garments--jackets, skirts and vests; baskets made up with fat quarters; food items such as teas, coffee, and accompanying items like napkins or gift certificates; fresh floral and greenery arrangements; wall hangings; large and small quilts; unfinished quilts; large and small quilt tops and quilt blocks for assembly. You can also donate services. In the past we have had certificates for cake decorating services, a certificate for a singing valentine, all-inclusive day sailing trips, sewing on quilt binding, a professional photography session, and machine quilting services. Is there something you like to do and do well that you know others hate to do? That's a good service to offer! Anything goes for the "Under \$20" table but especially popular are plants (live and artificial); fabric pieces, large and small; bags of scraps; buttons; threads; and homemade goodies like pies, cakes, candies and cookies.

Hope this gets you inspired and excited about the auction. Hope to see you there. Bring your friends, family and neighbors and your checkbook! Remember that the money raised supports all our activities including bus trips, quilt camp, guest speakers, workshops and more. Questions? Call me, Carolyn Pic, at 703-440-1491 or email [cpicinva@cox.net](mailto:cpicinva@cox.net).

### **NOVEMBER 21 PROGRAM**

On Tuesday, November 21, 20-minute mini-courses will be given by Springfield members in the following techniques: rotary cutting and ironing, silk ribbon embroidery, machine curved piecing and hand applique. Think of it as round robin learning. It'll be fast, it'll be fun! Take off some time from your Thanksgiving preparations and come and learn some new skills. Questions? Phone Beth Freerksen, (703-851-7697).

## Yippy Ki Yea !!! Yee ha !!! Big QU's havin' a Quilt-In!

Come out on October 26 from 3:30 to 8:30 and show off your best Stetson or Prairie Bonnet. Your reward for wearing your cowboy hat or bonnet will be a fat quarter and an extra ticket in the door prize drawing! We'll eat, talk, do handwork, visit with our quilting friends, be inspired by what others are working on, have drawings for beautiful blocks and enjoy Show and Tell. Come to the Quilt-In whenever you can and leave when you must--or stay the entire time. The Quilt-In committee promises you an event full of fun, prizes, laughs and quilting fellowship. We'll be playing "Let's Make a Western Deal" throughout the day. Bring "unusual" items along (not the kitchen sink!) and if we ask for that item, you will receive additional tickets for the door prize drawings! Have you ever lassoed a Mustang? You will have the opportunity on the 26th! How good are you at balancing a thimble? Form a team of four (4) for the Thimble Relay and win more chances for the door prize drawings.

**WHERE:** Falls Church High School, 7521 Jaguar Trail, Falls Church, VA. Directions to Falls Church High School: From I-495, take the exit for Arlington Blvd, Route 50 east. Turn right onto Jaguar Trail (at the first traffic light). The school is a short distance on the right. The cafeteria is at the right rear of the school. Parking is best at the back or right side of the school near the athletic courts.

**WHAT TO BRING:** A handwork project (no sewing machines), your completed blocks for the drawing, a potluck dish, lots of show and tell items, a door prize to donate if you can, and maybe a western theme quilt to display. We aren't able to supply hangers of any type so if you have a quilt stand, please bring it along. It would really add to the spirit of the "WEST" if each chapter brought a quilt to hang!

**UGLY FABRIC GAME:** Bring a yard of UGLY fabric for a fun game that will have you laughing!!

**FOOD:** Water and sodas will be provided (Bring a thermos of coffee if that's your preference). There is no provision for keeping food hot so keep this in mind when bringing dishes that need to be kept warm. To help with cleanup, please use disposable containers or label your dish/utensils and bring a bag to take them home.

**DOOR PRIZES:** Each attendee will be given a ticket for the drawings for special grand prizes as well as regular door prizes. Chapters and members are urged to bring and donate quilt-related items and other items enjoyed by quilters (quality gifts, please, no white elephants).

**QUILT BLOCK EXCHANGE:** Quilt Block Exchange: We have 2 blocks for exchange this time. The pieced block is called West Wind and the appliqué block is called Prairie Flower. Go to the QU Website to see the blocks. Make as many as you like using scrappy fall colors with a beige tone background. Each block earns one chance to win the drawing. If you are making the West Wind Block for the Quilt-In, please be sure to square up your 4-1/8" half square triangles to 3-3/4". The 7-1/2" half square triangle should be squared up to 7" and please use a scant 1/4" seam when piecing your block together. The block should be 10-1/2" unfinished. Please refer to your QU Newsletter for piecing placement. The Prairie Flower block (appliqué) is also 10- 1/2" unfinished.

**FABRIC EXCHANGE :** A chance to exchange western-themed fat quarters to diversify your stash. Think cowboys, cowgirls, boots, horses, horseshoes, anything western or animal prints that replicate animal furs or skins, for example, snake skin, zebra or leopard fur. Please turn in your fat quarters (A fat quarter is 18 by 22 inches. Only four fat quarters of any one fabric will be accepted from anyone. Please, only give fabric you'd also like to receive. 100% cotton only.) as soon as you arrive at the Quilt-In. When you turn in your fat quarters you may select an equal number of fat quarters from the Fat Quarter Brown Bag or you may choose to wait to select until later in the evening. To avoid discord, everyone will choose blindly from the Fat Quarter Brown Bag. The exchange will begin at 4 and end at 7:45. (Each person is responsible for picking up their fabrics.) Anyone may participate. If you're not attending the Quilt-In but would like to exchange, call Ann Folsom at 703-538-5358.

**FOR MORE INFORMATION ABOUT THE QUILT-IN:** Contact Connie Gallant (C, H) at [mcgallant@msn.com](mailto:mcgallant@msn.com)

## Places to Go and Quilts to See

**Thru December 3, 2006--** "Quilts of the Old Dominion" (quilts from "Quilts of Virginia" book), Virginia Historical Society, Richmond, VA, [www.vahistorical.org/exhibits/exhibitscurrent.htm](http://www.vahistorical.org/exhibits/exhibitscurrent.htm).

**Thru January 14, 2007--** "Pieced in Time: Shenandoah Valley Quilts," The Museum of the Shenandoah Valley, 901 Amherst Street, Winchester, VA, [www.shenandoahmuseum.org](http://www.shenandoahmuseum.org).

**October 28--**Mountain Comforts XVIII Quilt Show at the 33<sup>rd</sup> Annual Blue Ridge Folklife Festival, Ferrum College and Blue Ridge Institute and Museum, Ferrum, VA, [www.blueridgeinstitute.org](http://www.blueridgeinstitute.org).

**November 9-12--** Quilters Quest 2006, "Shop Hop" with 13 quilt shops in northern Virginia and Maryland participating. Contact Jinny Beyer Quilt Studio, Quilt Patch, or Artful Quilter for more information.



## QUILTING for others

October Soldier Quilt Workshop--Join us as we quilt for the wounded and ill soldiers at Walter Reed Hospital on Tuesday, October 31st from 9:30 to 3:30. We again will be working in teams and will have patterns available or you can make up your own! We'll have a great time with **food, fellowship, door prizes and fun**, so don't miss it.


The following Teams #1-4 have their members signed up and ready to go. Please **coordinate with your team** regarding bringing the proper equipment (The chapter provides irons and rotary cutting mats). EACH team will need 1-2 sewing machines, rotary cutters and rulers, pins, thread, etc.

I've also summarized what each of you has signed up to bring for food. If you are **bringing food**, you don't have to make enough to feed all of us! Bring enough to feed 12-15. Coffee, some soft drinks and water will be provided. I can't wait to see what the "No Idea" ladies bring!


Thanks again for your enthusiastic support of our efforts to show our wounded and ill soldiers how much we care for them. I'm looking forward to seeing you all there! Contact Diane Henry for more info, [mdghenry@aol.com](mailto:mdghenry@aol.com) or 703-978-7540.

L Name	F Name	Phone	E-mail	Team Number	Food
Bregman	Judy	703-960-5047	<a href="mailto:rlbsb@verizon.net">rlbsb@verizon.net</a>	1	Salad
Canary	Joyce	703-339-1120	<a href="mailto:fzw0211@yahoo.com">fzw0211@yahoo.com</a>	1	Finger food/Sandwiches
Keating	Joyce	703-933-0271	<a href="mailto:TKEATING16@comcast.net">TKEATING16@comcast.net</a>	1	Dessert
Kinsel	Lucy	703-455-6603	<a href="mailto:kinselbob@msn.com">kinselbob@msn.com</a>	1	No Idea
Prestenbach	Chris	703-333-2986	<a href="mailto:cpresten@verizon.net">cpresten@verizon.net</a>	1	
Webb	Tamara	703-960-6131	<a href="mailto:tamaraweb@aol.com">tamaraweb@aol.com</a>	1	Salad
Bartran	Judy	703-781-4850	<a href="mailto:JBartran@aol.com">JBartran@aol.com</a>	2	No Idea
Freerksen	Beth	703-851-7697	<a href="mailto:Freerksenbm@hotmail.com">Freerksenbm@hotmail.com</a>	2	Dessert
Jurewicz	Beth	703-751-1152	<a href="mailto:djandbeth@cox.net">djandbeth@cox.net</a>	2	Dessert (or whatever we need)
Molstad	Elli	703-644-0996	<a href="mailto:molstade@yahoo.com">molstade@yahoo.com</a>	2	Salad
Oelschlager	Joan	703-960-2830	<a href="mailto:boelschl@cox.net">boelschl@cox.net</a>	2	Dessert
Walz	Marcia	703-451-7801	<a href="mailto:marciaw29@yahoo.com">marciaw29@yahoo.com</a>	2	Appetizer
Elliott	Roz	703-644-1189	<a href="mailto:rozanddick@cox.net">rozanddick@cox.net</a>	3	Chips & Dip
Flanigan	Cathy	703-212-7345	<a href="mailto:cathyquilts@comcast.net">cathyquilts@comcast.net</a>	3	Dessert
Galasso	Susan	703-815-4535	<a href="mailto:suegalasso@hotmail.com">suegalasso@hotmail.com</a>	3	Whatever we need
Leeling	Jane	703-323-0941	<a href="mailto:GandJLeeling@verizon.net">GandJLeeling@verizon.net</a>	3	No Idea
Pic	Carolyn	703-440-1491	<a href="mailto:cpicinva@cox.net">cpicinva@cox.net</a>	3	Salad
Baker	Marilyn	703-941-2118	<a href="mailto:bakerquilt@yahoo.com">bakerquilt@yahoo.com</a>	4	No Idea
Baker	Sue	703-323-6832	<a href="mailto:suebaker@cox.net">suebaker@cox.net</a>	4	No Idea
Coffman	Marilyn	703-329-0738	<a href="mailto:marilyncoffman@aol.com">marilyncoffman@aol.com</a>	4	Cheese (sliced for sandwiches)
Niles	Cynthia	703-250-6461	<a href="mailto:KLFR@aol.com">KLFR@aol.com</a>	4	Salad
Pontius	Beverly	703-323-8709	<a href="mailto:bhpontius1@verizon.net">bhpontius1@verizon.net</a>	4	No Idea
Renken	Julia	703-352-2016	<a href="mailto:julia.renken@att.net">julia.renken@att.net</a>	4	Veggie Soup
Saunders	Vi	703-751-6719	<a href="mailto:visaunders@aol.com">visaunders@aol.com</a>	Iron Brigade	Ginger cookies
Henry	Diane	703-978-7540	<a href="mailto:MDGHENRY@aol.com">MDGHENRY@aol.com</a>	Leader	Sandwich fixins
Dishmon	Debbie	703-425-9166	<a href="mailto:stitcher9000@cox.net">stitcher9000@cox.net</a>	No Team	No Idea
Jaeger	Ellen	703-490-4846	<a href="mailto:elanjaeger@aol.com">elanjaeger@aol.com</a>	No Team	No Idea
Richards	Helen	703-580-9928		No Team	Casserole

**Confucius say quilter with a kitchen is like fish with a bicycle.**



You are cordially invited to  
Springfield QU's Annual Holiday  
Luncheon  
at The Country Club of Fairfax  
on Tuesday, December 12.



Lunch will be served at 12 noon with the cash bar opening at 11:30 am. Juices are available as well as wine.

The fee for the luncheon is \$20 per person which includes your choice of entrees--London Broil or Salmon. This will be accompanied by pumpkin soup, breads, vegetable of the day, coffee or tea and chocolate mousse.

Loretta Spittle will be accepting reservations through Tuesday, December 5. Please make your check payable to SQU and indicate on your check your choice of entrée.

There will be a block drawing. You will get your instructions when you sign up.

Be sure to plan to come. This is a wonderful annual event. Sign up early!


## Culinary Expressions

Here is the recipe for the delicious cookies that Ellen Jaeger brought to the Fall Retreat and to the last program meeting.

### Skillet Cookies

1 cup sugar  
1 stick butter  
1 cup chopped dates  
½ cup chopped pecans  
1 beaten egg  
2 cups Rice Krispies  
½ cup coconut  
Powdered sugar

In a skillet mix together the nuts, sugar, butter, dates and egg. Cook on medium heat until gooey. You have to keep stirring or the egg will start to cook. It only takes about 3 to 4 minutes. Take the skillet off the burner and add the Rice Krispies and coconut. Let the mixture cool for a few minutes and then roll into balls and roll them in a plate of powdered sugar.



## Mystery Quilt

Are you enjoying being a fabric detective? Like a bloodhound, keep your nose to the trail! Clue #3 will be available at the Nov. 21st meeting. There are 7 clues in all. Follow the clues, step by step, and by June 5 you'll have a starry lap quilt for Show and Tell. If you have questions, contact Aby Dolinger, 703-999-2549, [aby.dolinger@us.army.mil](mailto:aby.dolinger@us.army.mil).

**Confucius say quilter who buys lots of fabric may have full drawers.**

# FALL Retreat

As I sit here in the afterglow of last weekend's Fall Retreat I just wish we didn't have to wait another whole year to go back there. A group of 19 gathered at the New Windsor Conference Center on Thursday, Oct 12th to spend the weekend sewing and socializing with other quilters. We had a great demo on a neat log cabin pattern and a number of us spent time making our interpretation of the pattern. It made for some interesting results as we showed at the Tuesday meeting. It is a very special weekend for me as I get to spend a whole weekend with my sister who is a quilter who lives outside Annapolis and is a member of our group but can only get to the Retreat as far as participation goes. She misses all the other fun things that go on at Springfield QU. I love to stop every once in awhile and listen to all the sewing machines working away and the laughter that permeates the room. It's just a great weekend.

Reservations for next Fall's Retreat will open at the first meeting in November which happens to be the auction meeting. The deposit is \$35, the next two payments have been moved back to help out our Treasurer close the books for the end of the year. They are March 1 and May 1. The Treasurer has to close the books by June 1. I will have finalized the amount of the last two payments by the meeting in November. I have to wait for the final bill from New Windsor and the receipts of the "Gift Fairies" who did a great job on all of our favors particularly with their use of our theme. Our theme next year will probably be "Sour Dough" which is a technique and I will have more information on this later. If you want to make a deposit, contact me and I will give you a form. Also, private rooms will be available in the building next door to the one we stay in. If you want information about staying in one, please let me know. Joan McGowan, Fall Retreat Chair



**Happy birthday** and congratulations to all of our SQU members who will be celebrating their special days in the month of November:

Alice Richbourg 11/2

Maryagnes Kerr 11/3

Sallie Flavin 11/5

Cathy Flanigan 11/16

Elli Molstad 11/21

Marilynn Cunningham 11/25

Ann Dau 11/25

Cindy Niles 11/27

Gloria Boone 11/30

## NEWSLETTER NEWS

**The deadline for the next newsletter will be November 24** (the Friday after our program meeting.) Please e-mail your input to [kimfess@aol.com](mailto:kimfess@aol.com). I would appreciate it if you would send your copy in the body of your e-mail rather than as an attachment. That will help to save me time.

