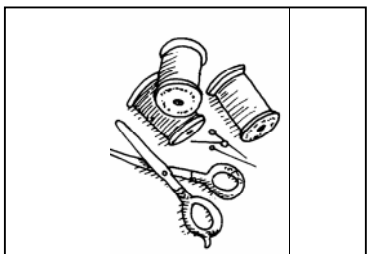


October 2007

President – Julia Renken
Vice Pres. – Cindy Grimord
Treasurer – Kitty Tyler
Secretary – Beth Freerksen
Nominating – Penny Boyanton
Programs – Abigail Dolinger
Newsletter -- Kim Fess
Auction -- Carolyn Pic
Quilting for Others -- Diane Henry



*To encourage the quilting arts
without judging the quilt or quilter*

Quilt Show Reps – Lynn Munch &
Loretta Spittle
Web Page Contact – Julia Renken
Holiday Party – Bonnie Campbell
Door Prizes – Jill Redding
Farewell Blocks -- Cynthia Johnson-
Cavey
Coffee/Refreshments – Francine
York & Ellen Jaeger
Library --Loretta Shinol
Fall Retreat -- Joan McGowan
Spring Retreat – Kim Fess
Quilt Camp – Jill Redding
Sunshine—Beth Freerksen
Membership/Welcome—Joan
Oelschlager

From the President

Ladies,

We're off to a great start this year. Abigail has filled our heads full of potential projects – lots to choose from. Please participate as much or as little as you choose – no pressure.

Please renew your membership if you have not already done so. The SQU directory and big QU directory are published in early October and your membership must be current to be listed in those directories and to continue receiving this newsletter that Kim so wonderfully puts together each month for us.

Sheri Alcorn presented a delightful program on the 18th. She and Cindy Luby gave us even more ideas for future quilts. Thanks Sheri!

October will be a busy month. Some of us will attend Fall Retreat early in the month. On October 16th we'll have Pepper Cory visit us for a morning lecture, followed by an all-day workshop entitled "Two Blocks Are Better Than One" on Wednesday the 17th. There are still spaces available – seven I believe. Please see Cindy Grimord to sign up – your check is your seat reservation.

Don't forget to attend the big QU Fall Quilt-In on Thursday, October 18th at Falls Church High School, the Pepper Cory lecture that evening, and the two Pepper Cory workshops on Friday the 19th and Saturday the 20th. Look elsewhere in the newsletter for more information about these events. As of this writing there is plenty of space left in the two workshops. Pepper Cory is an excellent lecturer and teacher.

I hope everyone will enjoy the beginning of Fall – I know I will. My energy level increases with the cooler temperatures and I accomplish so much more.

Keep on quilting, Julia

9/04/07 Business Meeting Minutes

President Julia Renken called the first meeting of the year to order at 9:50 a.m. She and Joan Oelschlager welcomed returning and new members and guests.

A motion was made to dispense with the reading of the minutes at all the meetings for the year. The text of the minutes would be included in the newsletter. A verbal vote of "yes" was obtained by the majority of members present.

Julia presented the budget for 2007/2008. Hard copies of the budget were made available to the members (see attached). After discussion, a motion was made from the floor to accept the budget as presented; it was seconded and a verbal, majority vote of "yes" was obtained.

VP's and Speaker and Workshop Chair's Report - Cindy Grimord announced the sale of SQU pins at \$2 each. She reviewed the upcoming SQU events for the year.

Internal Program Report - Aby Dolinger announced the SQU 2007/2008 theme. It is to be "Back to Square One." She gave a review of our upcoming programs for this year and made available directions for the new nametag (see attached.) A mini-workshop would be held on the Sept. 11, 2007, on the making of the Tumbling block nametags.

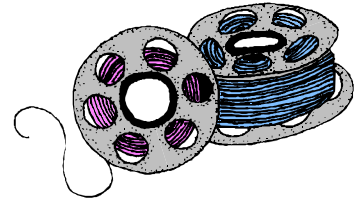
Committee Reports - Presenters included Carolyn Pic (November Auction); Diane Henry (Quilting for Others - Oct 30 would be the first workshop of three held this year. The theme will be "Everyone Make One"); Kim Fess (Newsletter and Spring Retreat); Francine York (Coffee Queen); Joan McGowan (Fall Retreat and Christmas Party Mentor) - Bonnie Campbell has kindly volunteered for the position of Christmas Party Coordinator; Loretta Schinol (Library); and Cynthia Johnson - Cavey (Farewell Blocks.)

Other Reports - Loretta Spittle reviewed upcoming events happening in the quilting community. Julia listed the events at the upcoming Sully Quit Show. The SQU by-laws previously approved at SQU had gone to QU and had been returned with minor changes. These changes were accepted and approved by the members.

Those members who had participated in last year's Flower Garden Swap revealed their completed tops and quilts. Returning and new members provided show and tell.

Door prizes were given and Julia adjourned the meeting at 11:50 a.m.

Respectfully submitted by Beth Freerksen, Secretary



A Call for Quilts . . .

We'd like to have a large trunk show of SQU member quilts on Tuesday, October 2. In keeping with our theme this year, "Back to Square One," please bring quilts made predominantly of squares and rectangles. It doesn't matter if you've already shown us the quilt before, we'd like to see your Yellow Brick Road, Log Cabin, Nine Patch, Square in a Square, Irish Chain, or Trip Around the World. (The limit is 3 per person.) Bring your camera to capture ideas.

SQU Annual Fall Auction

Tuesday, November 6, 9:30 a.m.

This auction is our biggest fundraiser of the year; funds raised support all our programs. I am getting so excited about this year's auction; wonderful things are starting to come in.

Some things I have received to date are: a quilt stand, fat quarter pack, bag of enough strings and pieces to make 2 quilt tops, a beautiful knitted purse, crocheted high-top baby tennis shoes, a set of Baltimore album-style blocks, 27 blocks of various patterns, a quilt top from the mid-1960s, fabric, Quilter's Salad basket, quilted tote bag, and a lasagna dinner, just to give you an idea. I also know of some quilts in the works and, of course, our beautiful quilt top completed by the spring retreat ladies. Here are some ideas for donations: baked goods (let me know in advance and bring day of), wearables, handmade jewelry, table runners, centerpieces, themed, assembled baskets, knitted things, wall hangings, pillows, dolls, wreaths, quilt-related items, services (i.e. cooking, baking, sewing on bindings, sewing on sleeves), plants and books. The deadline for all non-perishable donations will be Tuesday, October 23rd. I appreciate all your support.

Bag Raffle tickets will go on sale at 9am on the day of the auction with a minimum purchase of 10 tickets for \$5. Plan on coming and bring your friends, family and neighbors; everyone is welcome. You can expect this auction to be another reason why SQU is truly where the fun is. Questions or if you would like to help email cpicinva@verizon.net or call 703-440-1491. Thanks again. See ya Tuesdays. Carolyn Pic, Auction Chairman



FALL QU EVENTS NOT TO BE MISSED!

Fall Quilt-In and Lecture with Pepper Cory

Thursday, October 18

Falls Church High School Cafeteria

Quilt-In begins at 3:30pm

Pepper Cory lecture "How to Become a More Creative Quilter" begins at 7:00 pm

Free!!

Pepper Cory Workshop "Mastering Quilt Marking"

Friday, October 19

G Street Fabrics at Seven Corners

10:30 am to 5:00 pm

Cost = \$40.00

Supply list available upon registration

Pepper Cory Workshop "Down Home Drunkard's Path"

Saturday, October 20

Thomas Jefferson Library activity room, 7415 Arlington Blvd, Falls Church

10:00 am to 4:30 pm

Cost = \$40.00

Supply list available upon registration

See details in your Big QU September newsletter (found at www.quiltersunlimited.org). Workshop registration forms are available from Julia and Cindy.

(As of September 20 there were at least 14 spaces left in each workshop – let's fill them!)

Happy birthday and congratulations to all of our SQU members who are celebrating their special days in the month of October:

Julia Renken 10/6

Pat Johnson 10/12

Debbie Dishmon 10/18

Candy Bell 10/24

Betty Carnes 10/27

Rebecca Heinze 10/31

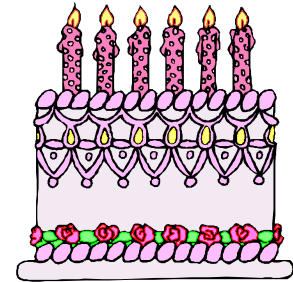
Cindy Grimord 10/10

Lynne Fishburne 10/16

Marcia Walz 10/20

Judy Bregman 10/25

Theresa Batch 10/28



Border of the Month – a Medallion Quilt Project with Six Borders

Have you completed your homework? September's assignment was to make a 12" patchwork or applique square and sew a 2" border all around it. The resulting square will be 16 1/2" unfinished. It would be great if you show your bordered central square during Show and Tell on Oct. 2.

Sue Galasso and Aby Dolinger have prepared an "assignment" sheet for 4" border options; you may pick one up on October 2. Sue and Aby hope that your quilt will be unique. To that end, they offer several border options each month. Feel free to select borders from your quilt book library or design your own. The dimensions will "work" if you choose a border of the same width as the monthly "assignment sheets."


UFO and QuIPS Challenge

UFO--UnFinished Object - A quilting project which you have already started but which has been lying dormant for awhile.

QuIPS--Quilt In the Planning Stage - A quilting project for which you have purchased fabric, a pattern, notions, embellishments, etc. but which you have not yet started.

To participate

- 1) Write your name and a brief description of your UFO or QuIPS on a 3" x 5" card provided by the challenge coordinators, Chris Prestenbach and Aby Dolinger. You may submit up to 5 cards/projects.
- 2) Beginning in the month of October, show your project or supplies during Show and Tell of the business or program meetings.
- 3) Completely finish a UFO (quilted, bound, labeled) or in the case of a QuIPS, finish at least the top by noon on Wednesday at SQU's Quilt Camp in February.
- 4) Show your completed project during Show and Tell in November, December, January, or February to receive a Fat Quarter prize.



Quilting for Others – *EVERY*one make *ONE*.

This is an exciting year for our Quilting for Others ministry here at SQU. We have a new focus for this year: *EVERY*one make *ONE*. Instead of challenging the whole group to hit a number target, we're instead challenging each one of you to get involved and quilt for someone else at least once this year, and you've got some fun opportunities to choose from.

On October 30th, we'll be having our first Quilting for Others workshop using the Strings of Glory pattern. We'll once again be making quilts for wounded and injured soldiers at Walter Reed. We've got places for everyone to help—sewers, rotary cutters, ironers, helpers—please sign up with Diane Henry to participate. (Rotary Cutters, we need you to bring cutting mats this time—the guild's mats were damaged last year). We will also be passing out batting to go with the quilt kits we make at the workshop for as long as it lasts!

Loretta Shinol announced that ECHO (Ecumenical Community Helping Others) is starting up their Christmas program again and could use another 90-100 Christmas stockings before December. See Diane Henry for patterns if you'd like to make stockings at home. We'll also be having a Christmas in July meeting to make stockings for Christmas '08. Start collecting your holiday fabric now (and please **DO NOT** donate your fabric to Diane Henry—she doesn't have room!).

We're also planning another workshop for this Spring—another opportunity you won't want to miss!

SQU Library


A list of the books in SQU's library can be accessed by going to www.quiltersunlimited.org. Info on the library will be found within the Springfield Chapter information. If there is a book you wish to check out, please contact Loretta Shinol at 703-866-3984 or email lbshes@msn.com.

We are able to purchase quilting books and CD-ROMs at discount prices through the American Quilters Society. You can access the items currently available by going to www.AmericanQuilter.com and selecting "books and supplies." If there are items you wish to purchase please see Loretta Shinol at one of our meetings or contact her at 703-866-3984.



Spring Retreat

This year's Springfield spring retreat will once again be held at beautiful Massanetta Springs in Harrisonburg, VA. The dates will be Monday, March 24 through Friday, March 28, 2008. This year's **LOWER** rate is only \$315 which includes double occupancy lodging and all meals. (We **MAY** need to collect a small surcharge for the last night's pizza pajama party.) Kim Fess, the Spring Retreat chairman, will be collecting first payments of \$105 at the October business meeting, October 2. We only have room for 14, and spaces go fast. For more information, contact Kim at kimfess@aol.com or call 703-239-0314.





Holiday Luncheon

Our annual holiday luncheon will be on Tuesday, December 11, at the Country Club of Fairfax. You won't want to miss this festive day in the beautiful club. At 11 a.m. there will be a cash bar and the social will begin. Sit with your beverage of choice by the lavishly decorated Christmas tree in the lobby and enjoy the music of the Flutonics, a talented flute ensemble with our own Cindy Pedder. At noon the luncheon will be served.

MENU

House Salad with Raspberry Vinaigrette

Entrée #1 Poached Salmon with Red Pepper Coulis
Chef's Vegetables and a Starch

Entrée #2 Grilled Chicken Breast with Fresh Parmesan
Hot Herbed Orzo with Sundried Tomatoes, Kalamata Olives, Radicchio, Toast Pine Nuts, Chopped Basil, Olive Oil, Garlic and Balsamic Vinegar

Hot Rolls and Butter

Shaumtorte—a meringue shell filled with fresh fruit, berries and whipped cream

Coffee, Decaf, Tea



The price of the luncheon this year is only \$21 as it is being subsidized by our chapter. Your check is your reservation. Please give it to Loretta Spittle or mail it to Bonnie Campbell at 7903 Marysia Court, Springfield, VA 22153. **WRITE YOUR MENU CHOICE ON YOUR CHECK!!!!**

The block exchange at the luncheon will be our traditional snowball block using plaids with navy blue corners. Details will follow from Penny Boyanton.

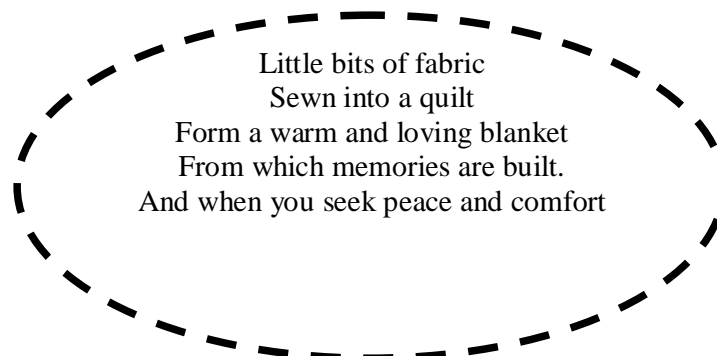
SWAPS!

Charm Square Swap

If you would like to participate in a 6" Charm Square Swap on Tuesday, December 4th, sign up with Judy Fender or on the blue sheets at the welcome table. You need to purchase 1 yard of fabric that "says" something about you. (Perhaps golf is your favorite sport; perhaps your favorite color is blue; perhaps you love Christmas.) Wash, dry and press the fabric, and then cut it into 6" squares.

Civil War/ Churn Dash Block Swap


Ladies involved in the 7" Churn Dash Swap . . . remember our next exchange is on October 2 immediately after the SQU meeting. Give your blocks to Aby before or during the refreshment break.



In the quiet of the night
It will keep you warm and snug
Until the morning light.

Show and Tell Procedures

Springfield QU has show and tell sessions at both its business and its program meetings. Show and Tell is one of everyone's favorite parts of the meetings! When show and tell is announced, everyone who would like to take part should line up on the left side of the room. When it is your turn, please step onto the stage and introduce yourself before showing your item. Please tell us something about your item (who it's for, what inspired you, what pattern did you use, how did you change the pattern.) And be sure to tell us about the quilting—is it hand or machine quilted and if it is machine quilted, who did it. (We want to be sure to give the wonderful machine and longarm quilters who help us finish our projects their proper due!) Remember...the name of the game is show and tell, not show or tell! Don't be shy; we want to know about what you're doing.



The Flour Sack, a poem by Colleen B. Hubert

(contributed by Barb Morgan)

In that long ago time when things were saved,
When roads were graveled and barrels were staved,
When worn-out clothing was used as rags,
And there was no plastic wrap or bags,
And the well and the pump were way out back,
A versatile item was the flour sack.

Pillsbury's Best, Mother's and Gold Medal too
Stamped their names proudly in purple and blue.
The string sewn on top was pulled and kept;
The flour emptied and spills were swept.
The bag was folded and stored in a sack.
That durable, practical flour sack.

The sack could be filled with feathers and down,
For a pillow, or t' would make a nice sleeping
gown.
It could carry a book and be a school bag,
Or become a mail sack slung over a nag..
It made a very convenient pack,
That adaptable, cotton flour sack..

Bleached and sewn, it was dutifully worn

As bibs, diapers, or kerchief adorned.
It was made into skirts, blouses and slips.
And mom braided rugs from one hundred strips.
She made ruffled curtains for the house or shack,
From that humble but treasured flour sack!

As a strainer for milk or apple juice,
To wave men in, it was a very good use,
As a sling for a sprained wrist or a break,
To help mother roll up a jellycake,
As a window shade or to stuff a crack,
We used a sturdy, common flour sack!


As dish towels, embroidered or not,
They covered up dough, helped pass pans so hot,
Tied up dishes for neighbors in need,
And for men out in the field to seed..
They dried dishes from pan, not rack,
That absorbent, handy flour sack!

We polished and cleaned stove and table,
Scoured and scrubbed from cellar to gable,
We dusted the bureau and oak bed post, ,

Made costumes for October (a scary ghost)
And a parachute for a cat named Jack,
From that lowly, useful old flour sack!

So now my friends, when they ask you,

As curious youngsters often do, ,
“Before plastic wrap, Elmer’s glue
And paper towels, what did you do?”
Tell them loudly and with pride don’t lack,
“Grandmother had that wonderful flour sack!”



Sunshine

Several of our members need our thoughts and prayers as they go through difficult times:

Bonnie Campbell’s husband, Arlington, has just undergone surgery at Sloan Kettering in NYC.

Ann Dau’s husband, Rick, has recently undergone surgery.


Roz Elliott’s mother has just been diagnosed with a severe illness.

NEWSLETTER NEWS

Our newsletter needs a name!!! “Springfield QU News” is certainly descriptive, but it has **no** flair!!! The Centreville chapter’s newsletter is CENTRESTITCH; Fairfax has THE QUILTER’S STASH; Vienna has PIECEFUL TIMES; Reston has AND SEW FORTH; Burke has A STITCH IN TIME; Haymarket has MOUNTAIN VIEW PATCH; and McLean has THE PIECEFUL NEWS. Surely we can come up with something fun and catchy.

Think about it; give me your ideas. Let’s start 2008 with a new newsletter name!

The deadline for the next newsletter will be Friday, October 19. Please e-mail your input to **kimfess@aol.com**. I would appreciate it if you would send your copy in the body of your e-mail rather than as an attachment and keep any formatting to a minimum. That will help to save me time. Thank you!



FALL