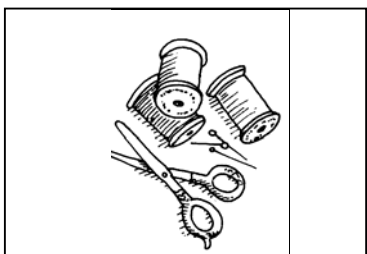

◆ Springfield QU News ◆

September 2005

President - Penny Boyanton
Vice Pres. - Tamara Webb
Treasurer - Francine York
Secretary - Cindy Grimord
Nominating - Kim Fess
Programs - Julia Renken
Newsletter - Kim Fess
Auction - Carolyn Pic
Welcome - Marcia Walz
Charity - Diane Henry



*To encourage the quilting arts
without judging the quilt or quilter*

Quilt Show Rep – Kim Fess
Web Page Contact - Kitty Tyler
Holiday Party - Sallyann Morrison
Fall Retreat - Joan McGowan
Spring Retreat - Rebecca Heinze
Library - Loretta Shinol
Farewell Blocks - Cynthia Johnson-
Cavey
Refreshments – Abigail Dolinger
Coffee Queen – Cindy Grimord
BOM – Julia Renken
Sunshine – Cindy Grimord
Quilt Camp – Jill Redding & Julia
Renken
Winter Quilt-In – Kim Fess
Fall Bus Trip – Rebecca Heinze
Summer's End Picnic – Joan
McGowan

From the President

Dear Friends,

What a great first business meeting of the new year. My thanks to all who attended. Special thanks to our members who volunteered to take charge of our various activities. We covered a great deal of business and approved our budget for the year.

Show-and-tell was a highlight as usual. Many of you were very busy over the summer! "Meet the Quilter" got off to a great start. Weren't Pam Leonard's quilts wonderful! -- I don't know when she sleeps. We all wish her well as she moves to NC, and we hope she will relocate back here in a few years.

Be sure to sign up for the October workshop if you haven't already done so -- the last I heard from Julia, a few spaces are available.

I look forward to hearing about the Sully Quilt Show and our bus trip to the quilt show in Fort Washington, PA.

I plan to finally make a nametag this year -- I started one each year but never finished one. Julia will have a new nametag pattern available, but it isn't necessary to make a new one if you are happy with the one you have. Please wear your nametag to our meetings -- we almost always have newcomers at the meetings who could benefit from nametags.

Tall houses, small houses, even crooked houses are some of the patterns Julie has in store for us.

Thanks to Kim for a great newsletter -- it was fun to read! Have all of you added ICE to your cell phone?

Fall retreat, Big QU programs, and Quilt-In are all ahead in October; so be sure your machine is clean and ready to stitch. As I write this I am in sunny San Diego, stretching summer a few more days.

I look forward to our business meeting on 10/04 and our program meeting and workshop on 10/18.

In addition to block-of-the-month, BLOTTOS, our auction, and all our UFO's ... Would you like to have a Secret Pal? We'll talk!

Enjoy the newsletter.
Penny

Summary of Minutes for Business Meeting, Sept 6, 2005

Penny welcomed and greeted returning members, new members, and guests. Thank you's went to Joan McGowan for hosting the end of the summer party at her home and to the board members for providing refreshments at this meeting. Several reports were reviewed and discussed to include the budget, program, welcome, library, auction, newsletter, charity, fall and spring retreats and refreshments. Votes were taken on the following: 1) accept 05/06 budget and 2) soldier quilts will be our charity work this year. A new welcome folder will be given to new members, provided by Marcia Walz. Francine York, our treasurer, encouraged members to see her for sign up and money for the upcoming events including the bus trip to Ft. Washington, spring retreat, membership, and Fons & Porter magazine subscriptions. Julia Renken gave a detailed overview of our programs this year, with handouts on the program schedule, a brand new UFO Challenge and a Lotto Block of the Month. Our regular Block of the Month will be representing our theme for this year which is, "On the Streets Where We Live...Where the Fun Is." She requested members contact her if they have any "house" quilts they can bring to share at the program meeting, Sept. 20th. She also is taking sign-ups and monies now for the October workshop with Mary Kerr. Kim indicated the deadline for the newsletter is 9/13. After a refreshment break members were treated to a fantastic show and tell and an equally fantastic "Meet the Quilter" show and tell by Pam Leonard, who shared her quilt journey with us. We thanked her for her contributions to SQU and wished her well as she prepares to leave us this fall for her new home in North Carolina. Penny closed the meeting with thanks to the members for all they do for SQU and speaking for the board, she expressed our enthusiasm for the programs and activities we have planned for this year. Submitted by Secretary (and resident coffee queen), Cindy Grimord

PROGRAM NOTES FROM JULIA

October 2005 Workshop: Don't forget to sign up for the October 18th workshop. After Mary Kerr's lecture in the morning entitled, "Out of the Trunk and Off the Tables," she will lead the workshop and teach us innovative and interesting ways to set our sampler and orphan blocks into pleasing quilts. Currently only 9 workshop spaces remain.

Lotto Block of the Month: I hope you are going to enjoy making the Lotto Blocks of the Month. To recap this project: a pattern for a quilt block will be handed out at each business meeting; each member may make up to 3 blocks for the drawing at the following month's business meeting; you get one chance to win for each completed block turned in; you do not have to be present to win, but your block(s) must be present; each winner whose name is drawn from the names of the participants will win up to 12 blocks. The block for October is the Pine Tree block. If you need a copy of the pattern please call or email me. And while you're making a block or two for the drawing why not make a block for yourself. If you do this each month you will have nine blocks at the end of the year for a very nice sampler quilt.

UFO Challenge: Your index cards (one per challenge) and fat quarters (two per challenge) for the Fall UFO Challenge should be turned in at the October business meeting. Remember you can turn in as many as five UFO challenges for this challenge period which runs from September through January. Again, if you need further information about this challenge, please call or email me.

2005-2006 SQU Membership

If you haven't renewed your membership, now is the time to do so. The Quilters Unlimited and Springfield QU Directories will only include members who are current as of September 30, 2005.

The member information in the directories helps us to keep you informed in a timely and efficient manner concerning Springfield QU business. For example, the phone numbers and e-mail addresses will be used to contact you if we should have a sudden unscheduled change to our meetings or programs so you don't make an unnecessary trip.

Help us to keep you informed by renewing now.

WELCOME NEW MEMBERS!

SQU would like to officially welcome the following new members. We are thrilled to have you as part of our group and look forward to getting to know you better in the days and months ahead!
Marcia Walz, Welcome Chairman

Abigail Dolinger
Katherine Magee
Ruth Veazey

Beth Jurewicz
Elli Molstad

Lisa Langlais
Sarah Pearce

FALL 2005 QUILT-IN: QUEEN OR KING FOR A DAY!

Don't forget about QU's annual Fall Quilt-In. This is one of the few times of the year when all of the chapters get together. Come and join the Springfield table and have a good time.

When? Tuesday, October 11, 2005, 3PM to 9PM

Where? Falls Church High School

Here's your chance - Wear your crown proudly and be a Queen or King for a Day!

We'll have contests, special displays, door prizes and lots of Fun! We'll eat, talk, do handwork, see what others are working on, enjoy show and tell, and have drawings for gorgeous blocks! Come to the quilt-in whenever you can and leave when you must. Or stay the whole time...

What to bring

A handwork project (no sewing machines); your completed "Crown" blocks for the drawing; a potluck dish; lots of show and tell items; a door prize to donate if you can; and maybe a "royalty" quilt to display.

Food

Water and sodas will be provided; bring a thermos of coffee if you like. There is no provision for keeping food hot so keep this in mind when bringing dishes that need to be kept warm. To help with clean-up, please use disposable containers or label your dish/utensils & bring a bag to take them home.

Crowns

Here's a chance to display your creativity - crowns can be inherited, purchased, or best of all, made by you of metal, fabric, cardboard or whatever you like. Show off your non-quilting hobbies, your favorite things, your dreams - any style or theme is fine! There will be prizes (not necessarily valuable but great recognition) for prettiest, largest, most creative, most colorful, etc. **THERE WILL ALSO BE A PRIZE FOR THE BEST SPRINGFIELD CROWN AS VOTED BY THE SPRINGFIELD MEMBERS IN ATTENDANCE!**

Door Prizes

Each attendee will be given a ticket for the drawings for special grand prizes as well as regular door prizes.

Chapters and members are urged to bring and donate quilt-related items and other things enjoyed by quilters (quality gifts, please, no white elephants.)

Crown blocks

Our elegant blocks were designed by Gene Ives, a member of Mt. Vernon QU who now lives in Florida. She discussed them with Anne Oliver, a member of Mt. Vernon who now lives in Washington state, and Anne suggested the "jewel" colors. Make as many as you like using regular piecing, paper foundation piecing or applique. Each block earns one chance to win. Note there's a special contest for the applique blocks - vote for your favorite!

Royalty quilts

If you have a quilt with a crown, or another symbol of royalty, on it - or a quilt with a royal name - we'd love to display it in the "grand hall" (aka school cafeteria). Alas, we can't have a clothesline, so you'll need to bring a quilt stand or display poles. Wouldn't the hall look great if each chapter would display one quilt?

Directions to Falls Church High School, 7521 Jaguar Trail, Falls Church, VA

From I-495, take the exit for Arlington Blvd, Route 50 East. Turn right onto Jaguar Trail at the first traffic light. The school is a short distance on the right. The cafeteria is at the right rear of the school. Parking is best at the back or right side of the school near the athletic courts.

Fall Quilt-In Blocks

There are four blocks to choose from for the quilt block raffle at the Quilt-In:

Queen Charlotte's Crown: a traditional block as shown in Barbara Brackman's book. Note yellow variations are okay - the crown fabric doesn't have to be gold and we do not want metallic or lame fabrics. Background is a jewel color.

Mount Vernon's Crown: an original block by Gene Ives which is an adaptation of the Queen Charlotte's Crown block. The Crown fabric should be gold/yellow and the background is a jewel color.

Potomac Crown: an original design by Gene Ives. The Crown fabric should be gold/yellow and the background is a jewel color.

Gene's Crown: an original design by Gene Ives. Gene suggests adding pearls, other beads or rich-looking embellishments.

Photos and instructions for the blocks can be found at www.quiltersunlimited.org or in the last Big QU newsletter.

SQU Annual Auction

The Auction will be here before we know it. This big SQU fundraising event will be held Tuesday, November 15th. We rely on you, our members, to make it a success. Donations have already started coming in and they will be available to view at every meeting. It will be great fun, so plan to come and bring your friends, neighbors and family. We will begin the actual auction at 10:00 am, but come early to check out the flea market, the under \$20 table and the homemade goodies. We accept just about anything and it doesn't have to be quilt-related, so clean out your basement and put some things aside for our flea market. This event takes a lot of helping hands to make it run smoothly; if you are available to help please let me know. It's a good way to become involved and to get to know our members. Any questions just drop me a line at cpicinva@cox.net or call at 703-440-1491. Thanks again.

Carolyn Pic, Auction Chairman

Like Yarn?

The DC Knit Out will be held on the Mall on Sunday, 23 October from noon until 5pm. There are learn-to-knit tables, demonstrations, book signings, fashion shows, information about charity knitting opportunities and lots of people knitting, crocheting, spinning and otherwise playing with yarn. Local yarn shops have displays (information only - there is no vending on the Mall). More information is available at www.knit-out.org.

Spring Retreat

Registration for SQU Spring Retreat is now open and waiting for you to join us. We started accepting registrations at our business meeting on Tuesday, September 6th, and had a very good response. We still have space available and would love to have a full house of happy quilters having fun, working on projects, and getting to know each other better.

Spring Retreat will be March 27-31, 2006 at the Massanetta Springs Camp and Conference Center in Harrisonburg, VA. The total cost for the retreat is \$310 for the week with payment scheduled in three installments. The first installment is a deposit of \$90 due by Tuesday, October 4th (our October business meeting), which will reserve a space at the retreat. The second installment is \$110 due by November 15th. The final payment of \$110 is due by January 31, 2006.

Come see what Spring Retreat is all about.

Virginia Quilt Museum

We are so fortunate as Virginia quilters to have a museum dedicated exclusively to the preservation and promotion of quilting as a cultural expression. Located in the beautiful Shenandoah Valley city of Harrisonburg, the museum is an easy 90-mile drive from Northern Virginia.

This year marks the 10th anniversary of the opening of the museum. Thanks to the generosity of many volunteers' time and money the museum thrives today and is steadily and purposely moving forward with new programs and exhibits. Visitors come from all over the United States and many foreign countries; all are impressed with the exhibits of the collections held at the museum and the guest exhibits which change every four months. The current guest exhibit is a collection of Paper Doll Quilts owned by Rebekkah Seigel, a multi-award winning quilter. A selection of quilts from the museum collection is always on display in the upstairs galleries.

Classes are offered at the museum and there is an active program for childhood education. The classrooms for the children are a must to see! There is a gift shop with an array of items to please every quilter and I must not fail to mention a fully-furnished resource library.

Treat yourself to a day trip to the museum and the surrounding area. You will not be disappointed. Also support the museum by joining with a single membership. It is \$25 a year; what a bargain! To find out more about the museum visit the web page at vaquiltmuseum.org or see Loretta Spittle.

Thread Talk by Lisa Langlais

Threads.... We all need them. We love them when they do what we want and will throw them into the trash at the slightest bit of trouble. Did you know, that there aren't any industry standards for thread? The thread companies are using their own rating systems. One company might call their machine quilting thread a 35-weight where another company might call their comparable make of thread a 50-weight. It all comes down to how it feels when you run it through your fingers. You should loosen your top tension (I heard all of you gasp!) when using thicker threads. The lower the weight number, the thicker the thread.

When piecing your quilts, please use the best thread quality on the market. I like Gutermann or Mettler. I don't worry about 100% cotton, or cotton covered poly, just as long as I'm buying top-quality for my piecing. After six years of long arm quilting, I have found that quilts pieced with the cheap 2 for a \$1 thread, or the cheaper-priced thread, come apart much quicker. NEVER use serger thread for piecing quilts. It's only two-ply where proper sewing thread is three-ply. I have never seen a poly thread cut fabric. If you are piecing a light colored quilt, use light colored threads. Dark quilt, dark thread. I know that's a "duh", but you'd be surprised.

Lastly, thread is cheap, patience isn't. I don't spend time trying to conserve thread. I also will toss a **bad spool** into the box for use in basting before I spend more than three minutes trying to make it work. Thread doesn't have a forever shelf life either. If you're having a hard time with a particular spool, whether it's for piecing or quilting, maybe it's just dried out and old. How long have you had it? If the spool is a new purchase and I'm struggling, I will mist the quilting thread with water and put it in the freezer for an hour. The water mixed with the cold will help rehydrate the thread, which usually makes it much smoother to run through my quilting and sewing machines.

Take a machine quilting class from any of the excellent quilt shops we have in our area. Learn the technique; conquer your tension, and then practice, practice, practice. Keep your eye out for all the different types of threads when you're at quilt shows. There are too many gorgeous threads on the market for us not to be using them.

Piece-fully yours, Lisa Langlais

Aunt Sadie's Noodle Kugel

Recipe from Judy Bregman

8 oz. wide noodles	6 oz. cream cheese, softened
6 tblsp. butter or margarine, softened	3 eggs
½ cup sugar	1 cup milk
1 cup apricot nectar	

Cook noodles. Drain. Return noodles to pan and add cream cheese and butter. Toss until melted. Add remaining ingredients. Mix well. Put into buttered 2-quart baking dish.

Topping:


1 cup crushed corn flakes or Special K	½ cup brown or white sugar
1 tsp. cinnamon	

Mix topping ingredients well and sprinkle on top. Bake at 350 degrees for 45 minutes and let stand for 5 to 10 minutes.

Judy notes that she made 1-1/2 recipes in a 3-quart dish for the end-of-summer picnic.

Enjoy!!!!

Charity Quilt Project from Diane Henry



Fabric Requirements:

Blue: Thirteen, $8\frac{1}{2} \times 8\frac{1}{2}$ squares – 1 yard total fabric

Red: Forty-eight, $1\frac{1}{2} \times 8\frac{1}{2}$ strips – 1 yard total fabric

White/Creams: Forty-eight, $1\frac{1}{2} \times 8\frac{1}{2}$ strips

– 1 yard total fabric


Gold: 13 stars – $\frac{1}{8}$ th yard total fabric

Backing and binding: $1\frac{1}{2}$ yards

Quick construction tips

- Cut 1 ½ inch strips across full width of red and cream fabrics. Sew strip sets of 8 total strips alternating red with white and creams. A red strip should be on the top of the set and a white strip on the bottom. Cut 8 ½ squares from these strip sets.
- Use fusible web and machine appliqué the gold stars.
- Bind using 2 ½ inch strips cut across the full width of the fabric and pressed in half lengthways. Machine stitch and turn the binding.

Star Applique Pattern - Pattern should be 3 1/2" from point to point.



If you'd like to make a fleece blanket, use a pattern of your choice, and make the blanket at least 36" square. I would purchase enough fleece to make a square the same width as the fleece. An easy finishing technique is to cut fringe, 4 inches long on all 4 sides. If using two layers of coordinating fleece, cut fringe to match on two equal sized pieces of fleece and tie the pieces together at the fringes. Fleece can also be pieced!

PLACES TO GO AND QUILTS TO SEE

September 24-25

Friendship and Eternal Quilt Guilds Show
Brooklyn Park Middle School
2000 Hammonds Lane, Baltimore, MD
<http://home.comcast.net/~friendshipquilters/index.htm>

September 29 – October 1

Original Sewing & Quilt Expo
Dulles Expo Center, Chantilly, VA
<http://www.sewingexpo.com/cities/chantilly.htm>

October 15-16

Nimble Fingers Quilt Guild Show
Montgomery Co. Fairgrounds, Gaithersburg, MD
<http://www.nimblefingers.org/activitiespage.html>

October 22-23

Baltimore Heritage Quilters' Guild Expo 2005
Sheppard Pratt Conference Center, Baltimore, MD
<http://www.baltimorequilters.com/show.htm>



Happy birthday and congratulations to all of our SQU members who will be celebrating their special days in the month of October:

Julia Renken	10/6	Theresa Batch	10/8
Cindy Grimord	10/10	Debbie Dishmon	10/18
Marcia Walz	10/20	Candy Bell	10/24
Pam Leonard	10/24	Judy Bregman	10/25
Betty Carnes	10/27	Rebecca Heinze	10/31

A Note from Your Editor

Thanks so much for all of your input. Special thanks this month to Lisa Langlais for her great article about threads.

Last month I gave you a “question of the month”: What is your favorite quilting website? Guess how many responses I got! Zero!! That’s right. No one sent me that information. So...we’ll try again. PLEASE e-mail me your favorite quilting website so that I can compile your answers for next month’s newsletter.

And speaking of next month's newsletter...the deadline will be Tuesday, October 11.