




September 2007

President – Julia Renken
 Vice Pres. – Cindy Grimord
 Treasurer – Kitty Tyler
 Secretary – Beth Freerksen
 Nominating – Penny Boyanton
 Programs – Abigail Dolinger
 Newsletter -- Kim Fess
 Auction -- Carolyn Pic
 Quilting for Others -- Diane Henry



Quilt Show Reps – Lynn Munch &
 Loretta Spittle
 Web Page Contact – Julia Renken
 Holiday Party – *Vacant*
 Door Prizes – Jill Redding
 Farewell Blocks -- Cynthia Johnson-
 Cavey
 Coffee/Refreshments – Francine
 York & Ellen Jaeger
 Library --Loretta Shinol
 Fall Retreat -- Joan McGowan
 Spring Retreat – Kim Fess
 Quilt Camp – Jill Redding
 Sunshine—Beth Freerksen
 Membership/Welcome—Joan
 Oelschlager

From the President

Ladies,

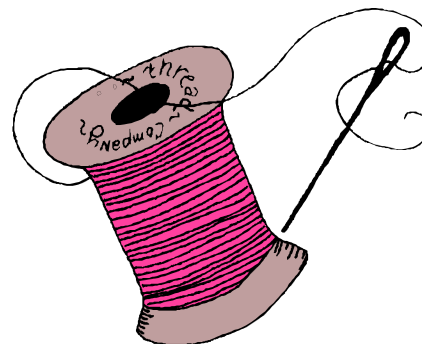
Is it really September already? Where did the summer go, and especially August? Those quiet moments I had hoped for in August never materialized.

Welcome back! We have a great year planned for you – five exciting speakers, two full-day workshops, one half-day workshop, retreats, and many internal programs. Abigail has been busy planning our “Back to Square One” theme activities for the coming year. We have such a fun and diverse group at Springfield QU and endeavor to have activities and speakers that appeal in some way to each of you.

Please read this newsletter thoroughly – there is a lot of information to digest. We kick off with Sheri Alcorn, from The Artful Quilter, on September 18th. Don’t miss the information on the Pepper Cory workshops for our own SQU on October 17 and for the QU overall organization on October 19-20. Pepper is a wonderful quilt artist and instructor, and we’d love to fill all those workshops – get those registrations in soon!

My sincere thanks to Joan McGowan for opening her pool and cabana to us several times this summer ... and to all our generous volunteers, without whose help Springfield QU would not be “Where The Fun Is.”

Keep on quilting,
 Julia



The VP's Program Information

September Program -- Sherri Alcorn, owner of The Artful Quilter in Centreville, VA, will present her trunk show and lecture on September 18th. In addition, she will bring some fabrics, notions and patterns for sale. Her personality is as bright and welcoming as her shop and her quilts will surely inspire us. With a great cup of coffee and shopping buddies all around, what could be a better way to start off our programs for this year?

October Program and Workshop -- On October 16th and 17th, we will have the great pleasure of welcoming Pepper Cory to SQU. At our program meeting, she will lecture on, "*The Art of Real Scrap Quilting*." On Wednesday, she will conduct an all-day workshop (9:30 to 3:00) titled, "*Two Blocks are Better Than One*." You can get a preview of these from her website, www.peppercory.com. Class space is limited to 20 and the cost is \$40 for SQU members. Please see me, Cindy G., for sign-up information at the first business meeting on Sept. 4th. And don't forget that Pepper Cory will also lecture and give workshops for Big QU. That schedule is as follows and details can be found in the Big QU newsletter:
October 18 -- Evening lecture (location to be announced) at 7:00pm titled, "How to Become a More Creative Quiltmaker"

October 19 -- 10:30 to 5:00 - Workshop titled, "Mastering Quilt Marking"

October 20 -- 10:30 to 5:00 - Workshop titled, "Down Home Drunkard's Path"

Sounds fantastic, yes? Please be sure to thank Julia for all her hard work at setting up Pepper's visit. She's been working on it for quite a while; we are so lucky to have her energy and enthusiasm working for us. And make sure you pick up my handout on what's in store for the rest of the year! See you soon! Cindy G., the VP



THE BIG QU NEWSLETTER

From Connie Dobrentz, QU Newsletter Editor -

Issue 1 of the QU Quarterly (newsletter) is now available at the following

address: <http://www.quiltersunlimited.org/docs/Sep07Nltr.pdf> .

If the link does not work, please copy and paste the address into your browser window.

If you indicated on last year's membership form that you are willing to receive the newsletter by email or did not answer the question but provided an email address, this is your official notification that the QU Quarterly is now available on line. Because of the length of the document and limitations some members have on attachments, we are making it available on our website, and notifying you by email.

If you do not have an email address or answered NO on the membership form, you will receive a printed copy by snail mail, shortly after Labor Day.

Issue 2 of the QU Quarterly will be sent according to your responses on THIS year's membership form.

This issue of the newsletter is only being mailed to approximately 25% of the members. This is saving hundreds of dollars in printing and distribution costs and will save a few trees. It also gets the newsletter to you more quickly than by snail mail.

Back to Square One

Springfield QU's theme for the coming year is "Back to Square One." This phrase conveys several ideas. First, we can focus on quilts made with squares and rectangles. In fact, please bring quilts made predominantly of squares and rectangles to our October 2 meeting for Show and Tell! Examples would include Log Cabin, Nine Patch, and Square in a Square. In addition, the theme, "Back to Square One," allows us to emphasize the basics of quilting, thus increasing accuracy and understanding. With that in mind, we've invited experienced quilters to share their tips with you during the program meetings each month. "Back to Square One" also encourages us to practice old-fashioned quilt group activities. Would you like to make a charm quilt or swap signature blocks?

Our 2007-2008 name badge, Tumbling Blocks, will remind us of our theme throughout the year. We hope you are excited about participating in SQU's fun-filled, jam-packed year of programs and activities!

SQU Annual Fall Auction, Nov. 6

Welcome back, this is going to be an exciting fall auction. This auction is our biggest fundraiser of the year; funds raised support all our programs, from the bus trips, holiday luncheon, guest speakers, workshops, to Quilt Camp and more. We have made some exciting changes to our Auction; come and enjoy, you will not be disappointed. This is another reason why SQU truly is where the fun is. I have already received some items for the auction and will be available at our first meeting.

The first change you will notice will be the elimination of the Under \$20 table, but items typically found there are welcome at the Spring Yard Sale. All total 3 events are planned: a bag raffle, silent auction and the live auction.

The bag raffle is a little different than a typical raffle in that you have control over items you would like to win. Tickets will be sold that morning and you place your tickets in the bag placed nearby the raffle item(s) that you like most; how many tickets you place in each bag is up to you.

The silent auction is set up so that you may place a bid on the bid sheet located directly nearby the item of interest. You will have the opportunity to review your bid and increase it throughout the morning.

Lastly, the live auction with an auctioneer runs in the traditional way. You can expect to see the wonderful quilt top pieced together by our guild members on spring retreat. We need a lot of your support to provide the wonderful raffle and auction items. No item is too small and can be matched with others. Baked goods are welcome but please let me know in advance so we may be prepared.


The auction will be Tuesday, November 6, at 9:30 am. Raffle ticket sales will start at 9am. Our deadline for donations will be October 23.

I am looking for volunteers to

- 1) do preliminary tasks such as sorting and grouping items on Tuesday, October 30, at my house.
- 2) sell raffle tickets, do registration, manage the silent auction and raffle table, be runnerz and demo the live auction.

If you would like to help, come see me at our first meeting. It will be great fun. You may also call or email if you have questions.

Thanks Carolyn Pic 703-440-1491 or cpicinva@verizon.net.



Border of the Month

Coordinators: Abigail Dolinger and Sue Galasso

This year, en lieu of a Block of the Month activity, we will distribute patterns/directions for borders. By adding a border each month to a center block, you can make a medallion-style wall quilt.

September: Make a 12" patchwork square (12 1/2" unfinished).

This will be the center and focal point of your wall quilt. You could use a pre-printed panel, some redwork or other embroidery, an orphan block, a mola, patchwork or appliqué.

Cut strips 2 1/2" wide (2 - 2 1/2" x 12 1/2" and 2 - 2 1/2" x 16 1/2") and sew them around your 12 1/2" center square. You may vary the width of this strip as necessary to cope for the measurement of your center square. Measure and trim the resulting square to be 16 1/2", unfinished.

October through January, at the SQU business meetings, you'll receive instructions for making borders of various widths. In February or March, we'll have a Show and Tell of our Medallion Quilts.

Supplies:

- 12" block for center of quilt
- 1 yd. background fabric
- 1/4 to 1/2 yd. cuts of 5 or 6 coordinating fabrics
- 1/2 yd. fabric for outermost border
- Rotary cutting equipment
- Hand or machine sewing equipment

Happy birthday and congratulations to all of our SQU members who are celebrating their special days in the month of September:

Marilyn Baker 9/5

Joyce Canary 9/10

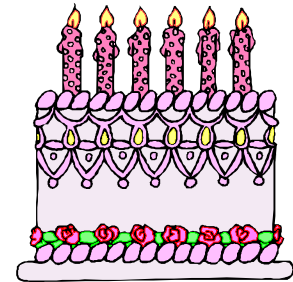
Joan McGowan 9/11

Joyce Keating 9/16

Janet Tanner 9/17

Carolyn Goodling 9/20

Babs Demand 9/24



Personal Notes

Thank you all for your cards and kind words at the passing of my Mom. Your thoughtfulness and support is truly appreciated. *Sue Galasso*

Lost at Grace Church – a red and white shirting fat quarter. Thanks. *Debbie Dishmon*


Floral Fabric Exchange

In May about 30 SQU members exchanged floral Four Patches and squares with Elli Molstad's challenge of making a garden quilt during the summer months. On September 4th, at our kick off meeting, be prepared to show your progress. Perhaps you will show a harvest of cut flowers (quilted and bound and labeled); perhaps your flowers are blooming in rows (quilt top complete); perhaps you have young sprouts (some blocks made); perhaps you still have your seed packages (fabric from the exchange). We want to see how your garden is growing!



SULLY QUILT SHOW AND SALE FAST APPROACHING

The Sully quilt show and sale is Sunday, Sept 9, only two weeks away. If you would enjoy sewing on your own work in the QU tent, answering quilting questions for visitors, and giving out information on QU to interested people, please let Bonnie Wilbur (C) know right away at bonnie_wilbur@hotmail.com or call 703-378-5802, so she can send you your free admission coupon. The time slots are 10 - 11:30, 11:30 - 1:00, 1:00 - 2:30, or 2:30 - 4:00/3:00 - 4:30. For all QU members and other interested show visitors, the free demos being offered this year are: 10:30 - Julia Renken demonstrating Cathedral Window construction, 11:30 - Jean Schachner demonstrating paper piecing of a Mariners Compass, 1:00 - Susan Haftel displaying the myriad uses of One Block Wonder, 2:00 - Kathy Nagel explaining the ways to add dimension to your quilting in half square triangles, Flying Geese, Bow-Tie, and Pinwheel blocks, and 3:00 - Jeanne Coglianese and Barbara Williams passing on tips, tricks, and the finer points of hand quilting. Come join them! The Sully Quilt Show and Sale will be held from 10:00 am - 4:30 pm, at the Fairfax County Historic Site in Chantilly on Route 28, just north of Route 50. Lots of quilts, lots of vendors, lots of fun!



Subscribe to the QU Digest!

Since 1995, the QU Digest has been an informal way for members to network and share information between official QU newsletters. It's sent electronically to over 1,000 QU members via e-mail. There is no cost to subscribe. The QU Digest is published every few days, depending on the amount of news submitted. Once you subscribe, you will receive regular news about QU events, QU members and the quilt community at large, quilting tips, and interesting websites. There is also ongoing news about workshops and shows by QU and other guilds, bus trips, pleas for missing books or fabric, moving notices, classified ads, yard sales, etc. A submission doesn't have to be quilt related! Subscribers are able to log onto a website to see QU Digest archives for the last few years, download a directory of e-mail subscribers, access a wide-range of quilting tips submitted by readers, and see photos of workshops and events. If you wish to subscribe to the QU Digest, e-mail Barbara Tricarico (V, McL) at QUDigest@cox.net. Include your name, QU chapter, and e-mail address.

NEWSLETTER NEWS

Please note that I am now sending out the newsletter via cox.net. Do NOT, however, use that e-mail address when sending anything to me. I use Cox ONLY for mailing out the SQU newsletter!

The deadline for the next newsletter will be Friday, September 21. Please e-mail your input to kimfess@aol.com. I would appreciate it if you would send your copy in the body of your e-mail rather than as an attachment and keep any formatting to a minimum. That will help to save me time. Thank you!

September means:



and back to SQU!

Looking forward to seeing you on the
4th!